

# **ERGON**<sup>®</sup>

UNITED BY SERVICE. DRIVEN BY SOLUTIONS.

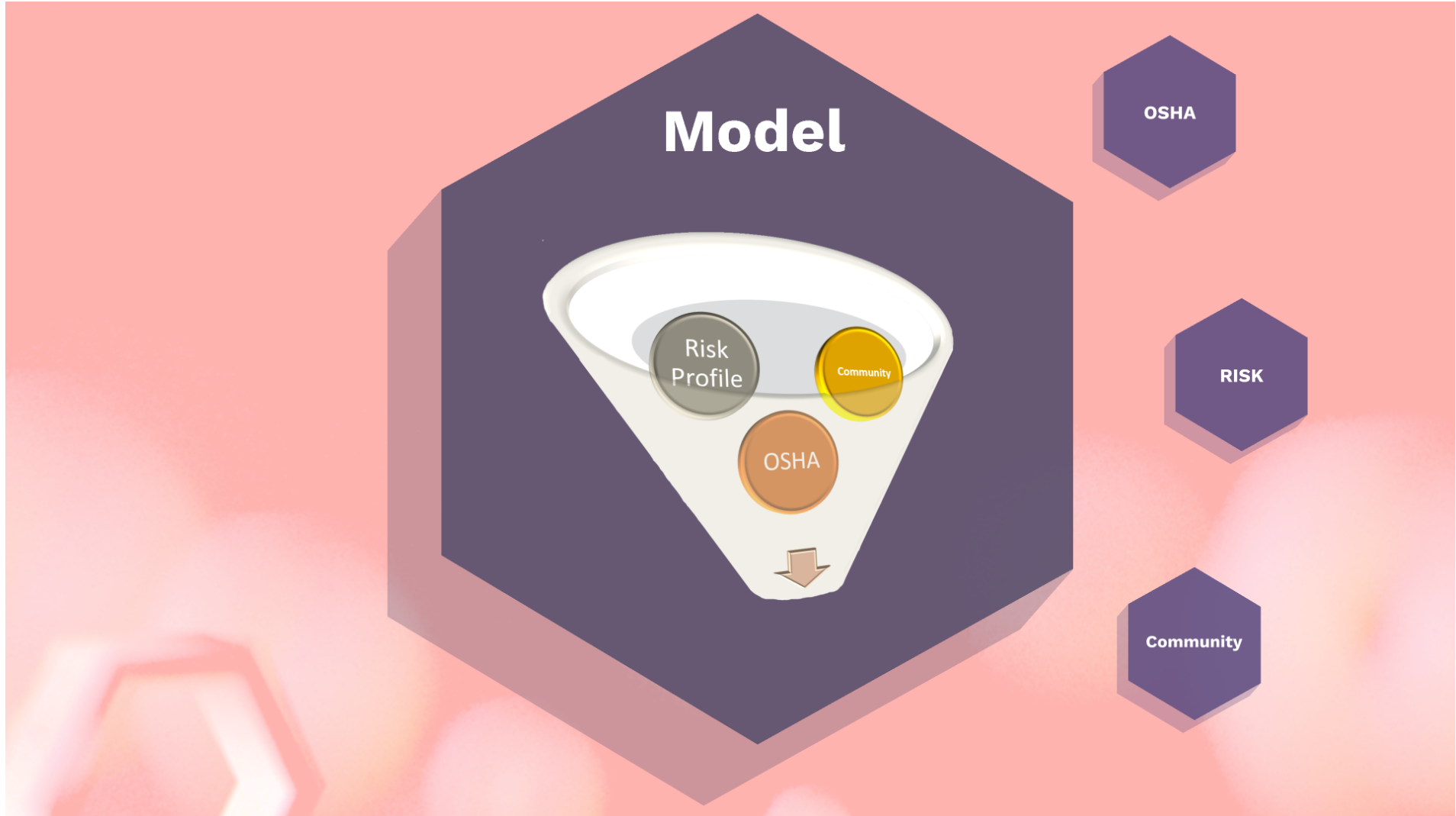
## **OUR PATH IN BIO- SCREENING**

**Strategy of a Pandemic**

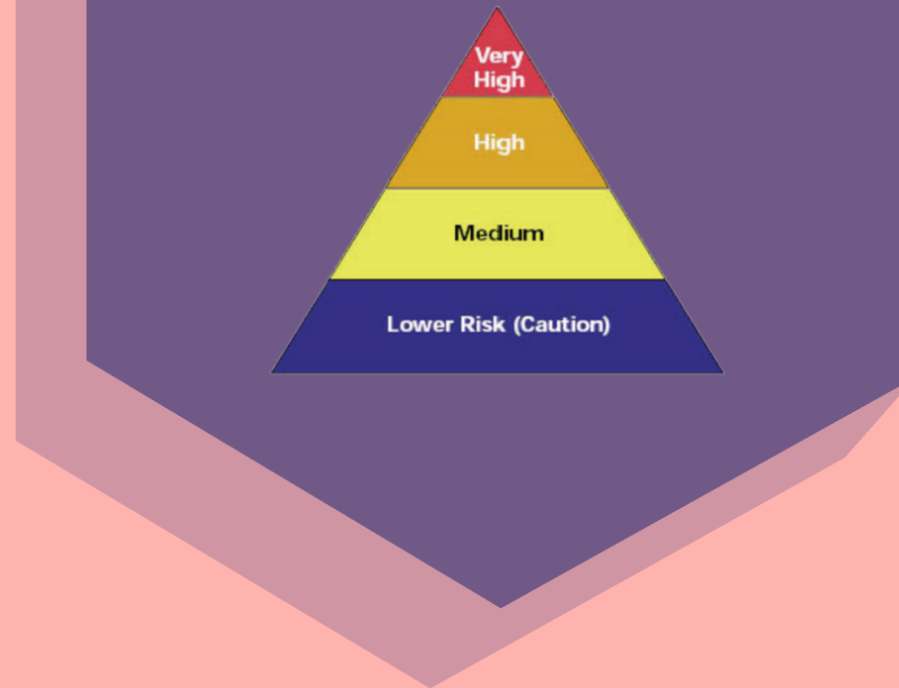
**Model**

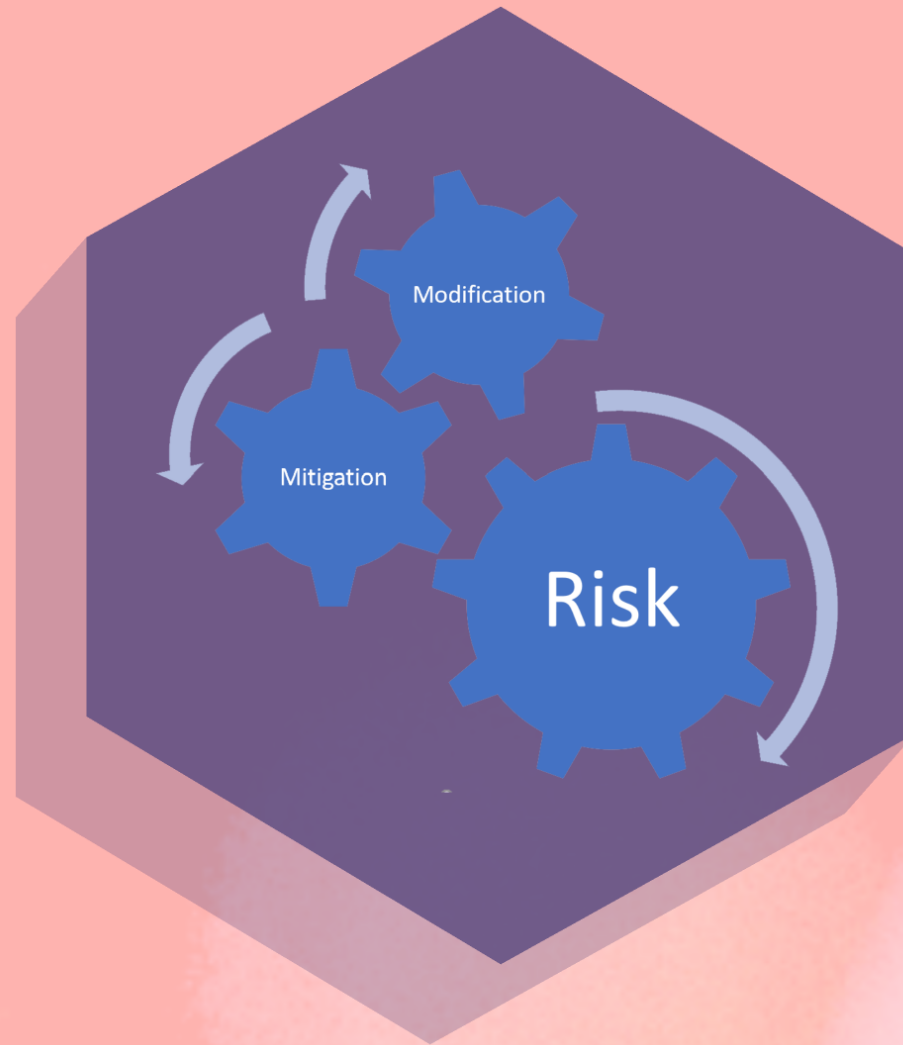
**Practice**

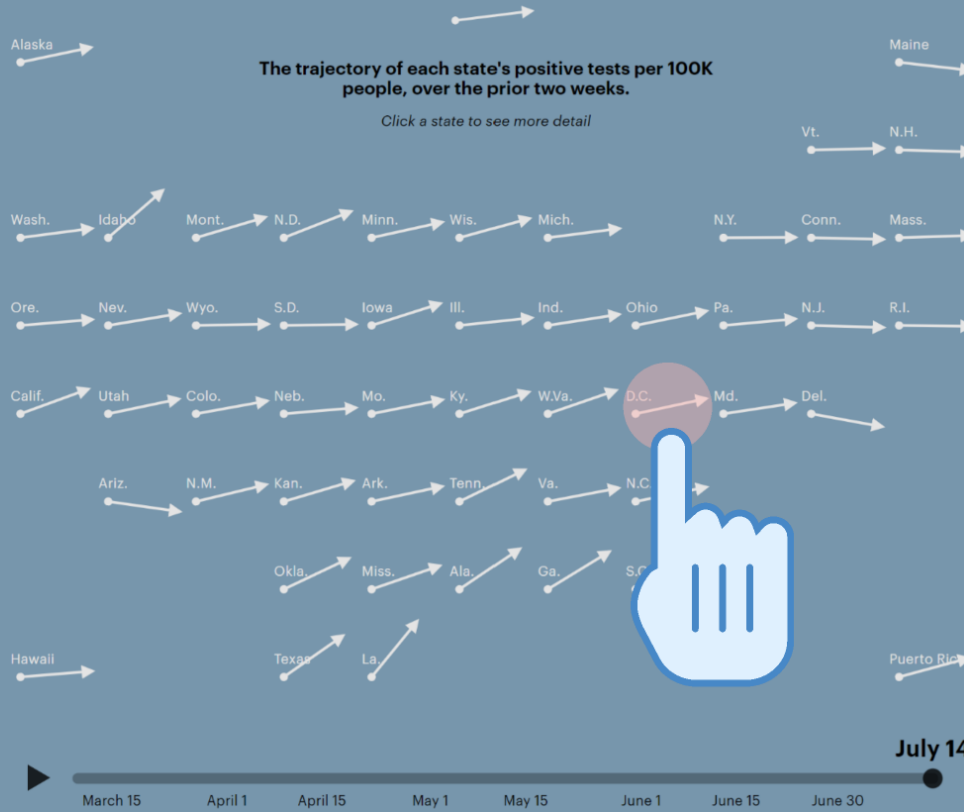
**What Else?**



# OSHA COVID RISK PYRAMID







## District of Columbia

Stay-at-home order

Medium number of positive tests per capita  
5 TO 10 POSITIVE TESTS PER 100K

### Positive tests per 100K people

INCREASING



60 cases per 100k




### Percentage of tests that are positive

STEADY

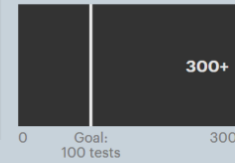


30%



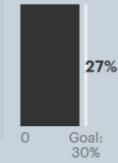
### Tests per 100K people per day

MEETS GOAL



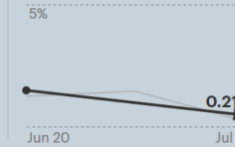
### ICU bed availability

DOES NOT MEET GOAL



### Hospital visits for flu-like illness

DECREASING



Note: District of Columbia has released a specific [reopening plan](#).

## Florida

No stay-at-home order  
FOR 72 DAYS


High number of positive tests per capita  
10+ POSITIVE TESTS PER 100K

### Positive tests per 100K people

INCREASING



60 cases per 100k



### Percentage of tests that are positive

INCREASING

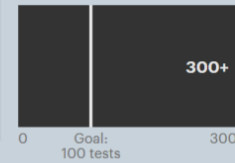


30%



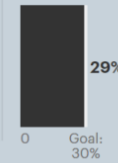
### Tests per 100K people per day

MEETS GOAL



### ICU bed availability

DOES NOT MEET GOAL



### Hospital visits for flu-like illness

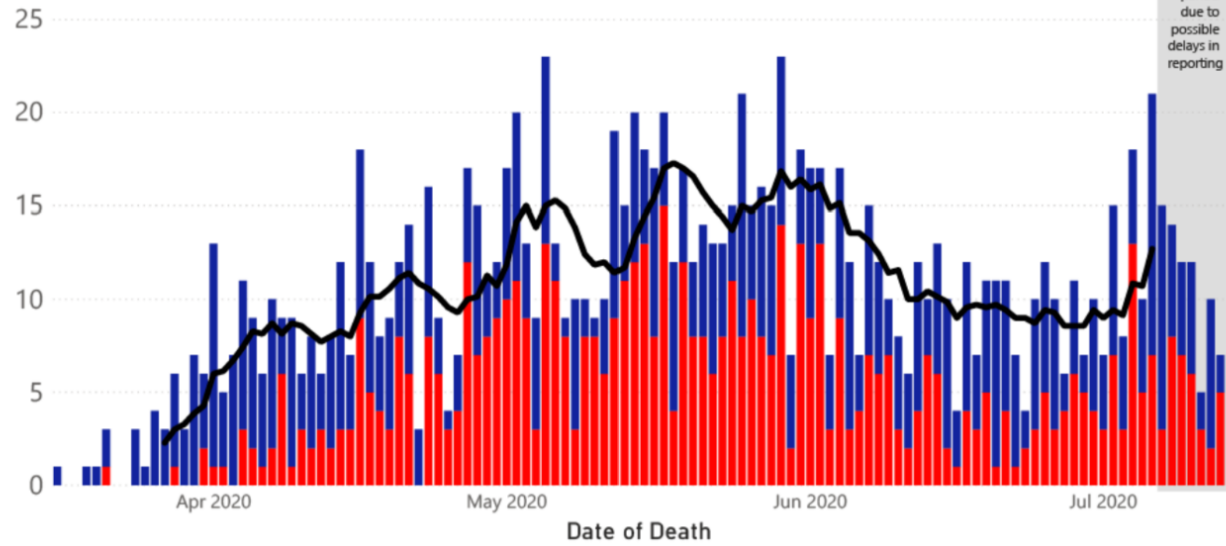
No Data Available

Note: Florida was reported to have combined viral test data with antibody test data, which is likely to result in a lower positive test rate. The state reports the number of specimens tested. Because some people may be tested more than once, the state's positive test rates are probably higher than if they reported the number of people tested.

### COVID-19 LTCF\* and Non-LTCF Deaths by Date of Death through July 13, 2020\*\*, Mississippi

● Resident of LTCF Deaths ● Non-Resident of LTCF Deaths — 7 Day Average

30 ..\*LTCF is Long Term Care Facility and includes Nursing Homes, ICF-IID, Assisted Living, and Personal Care Homes  
\*\*based on available data as of 6pm CT



7 day average not included for this time period due to possible delays in reporting

# **ERGON**<sup>®</sup>

UNITED BY SERVICE. DRIVEN BY SOLUTIONS.

## **OUR PATH IN BIO- SCREENING**

**Strategy of a Pandemic**

**Model**

**Practice**

**What Else?**



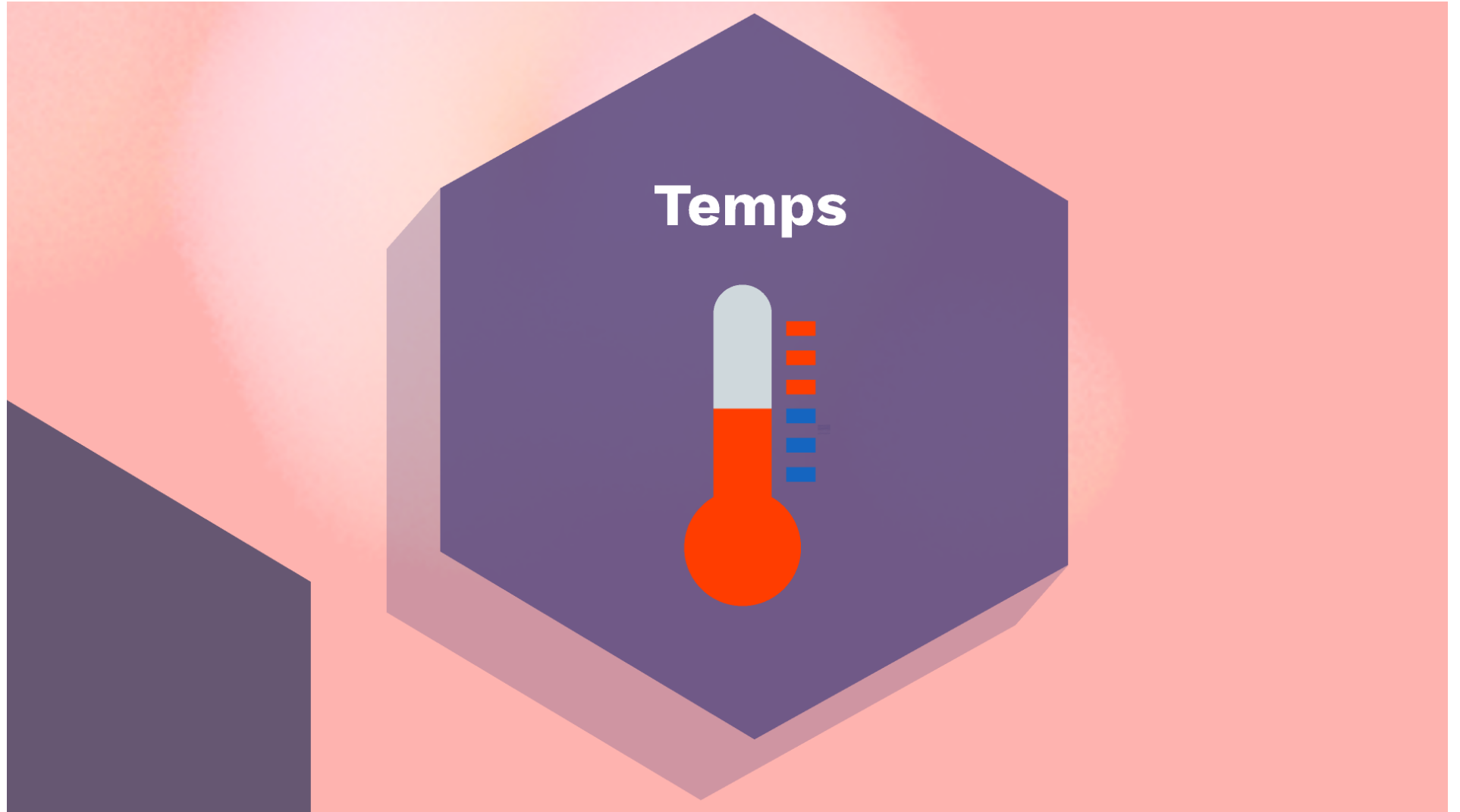
# Practice

- Ever evolving
- Culture is a driver
- What to do with data?
- Sword or Shield?

Temps

Surfaces

Testing





# Practice

- Ever evolving
- Culture is a driver
- What to do with data?
- Sword or Shield?

Temps

Surfaces

Testing



# Hygiena Surface Sampler

# Practice

- Ever evolving
- Culture is a driver
- What to do with data?
- Sword or Shield?

Temps

Surfaces

Testing

# Testing

- At cause
- Surveillance



Outsource

In-house



1: Add sample



2: Add chip



3: Press test

Results in 15 minutes



# Practice

- Ever evolving
- Culture is a driver
- What to do with data?
- Sword or Shield?

Temps

Surfaces

Testing

# **ERGON**<sup>®</sup>

UNITED BY SERVICE. DRIVEN BY SOLUTIONS.

## **OUR PATH IN BIO- SCREENING**

**Strategy of a Pandemic**

**Model**

**Practice**

**What Else?**

## TAR 2020

- Completed with ZERO:
  - CV-19 cases
  - Injuries
- Density of Atlanta/Dallas
- 160 engagement surveys

**ERGON**<sup>®</sup>

UNITED BY SERVICE. DRIVEN BY SOLUTIONS.

# OUR PATH IN BIO- SCREENING

Strategy of a Pandemic

Model

Practice

What Else?