



**Occupational Injury & Illness and Process Safety Event
Statistics
AFPM Safety Awards Program
Guidance Document**

**Revision Date:
December 2020**

Document Administrator: Anna Scherer

Document Type: Guideline

1.0 Introduction

Purpose and Objective:

The AFPM Safety Statistics and Awards Program is part of a comprehensive safety program developed by AFPM's Safety & Health Committee to promote accident prevention in the petroleum refining and petrochemical manufacturing industries as well as the contractors supporting them.

There are three elements of the AFPM Safety Statistics and Awards Program:

- Collection of domestic site's Occupational Injury & Illness statistics (OSHA 300A log) by site for both company employees and contractors (Contractor Aggregate numbers)
- Collection of domestic and international site's ANSI/API recommended practice 754 second edition, APRIL 2016, Process Safety Performance Indicators for the Refining and Petrochemical Industries by site.
- Annual AFPM Awards Program for Regular Operating Members and their Maintenance Contractors

Scope:

The purpose of this document is to provide guidance to petroleum refineries and petrochemical facilities as well as contractors operating in North America on the collection and reporting of Occupational Injury & Illness Statistics, Tier 1 and Tier 2 Process Safety Events, and the annual awards program.

The Guideline is not intended to replace existing reporting or information sharing processes or provide interpretations of compliance with any applicable corporate, federal, state and local regulatory standards.

2.0 Access to the AFPM's Collection Database

2.1 Occupational Injury & Illness Statistics and Awards

Each company is required to assign a Database Administrator who is responsible for assigning individuals within the company access to submit Occupational Injury & Illness Data (OSHA 300A summary log) and apply for applicable safety awards to the database. A company can choose to have a single individual input data for all sites or grant access to individuals at each site to input data.



**Occupational Injury & Illness and Process Safety Event
Statistics
AFPM Safety Awards Program
Guidance Document**

**Revision Date:
December 2020**

The Database Administrator for Occupational Injury & Illness Statistics has the following responsibilities:

- Grants and manages access to individuals within the company so they may submit Occupational Injury and Illness statistics (OSHA 300A log) for both company employees and contractor's aggregate data for each site.
- Ensures contact information of the site and individuals granted access to the database is correct.

Please send the contact information of the Occupational Injury and Illness Database Administrator to Anna Scherer, ascherer@AFPM.org.

AFPM will hold a webinar TBD in **January 2021** to instruct the Database Administrators and other individuals responsible for inputting data on their responsibilities as well as review the submission process (Refer to section 3.1 to review the submission process).

2.2 API 754 Process Safety Event Statistics Collection

Each Company is required to assign a Database Administrator who is responsible for assigning individuals within the company access to submit API 754 Process Safety Event Metrics to AFPM. A company can choose to have a single individual submit data for all sites or grant access to individuals within the company to submit.

The Database Administrator for Process Safety Event (PSE) metrics has the following responsibilities:

- Grants and manages access to individuals within the company to submit Tier 1 and Tier 2 PSEs for all sites.
- Grants final approval of all statistics submitted to ensure accuracy.
- Ensures contact information of the site and individuals granted access to the database is correct.

NOTE: If your company intends on submitting PSE data for your international sites, please email the site name and address to Anna Scherer, ascherer@AFPM.org by **January 4th. We can accept international submissions through the excel spreadsheet. However, there will be less confusion if we know in advance what sites will be submitting.**

Please send the contact information of the API 754 Process Safety Metrics Database Administrator to Anna Scherer, ascherer@AFPM.org.



**Occupational Injury & Illness and Process Safety Event
Statistics
AFPM Safety Awards Program
Guidance Document**

**Revision Date:
December 2020**

2.3 Contractor Safety Achievement Awards

Each contractor company who plans to apply for a Contractor Achievement Award is required to assign a Database Administrator who is responsible for assigning individuals access within the company to apply for Contractor Achievement Awards.

The Contractor Achievement Award Database Administrator is responsible for the following:

- Grants and manages access to individuals within the company to Apply for a Contractor Achievement Award.
- Ensures the application is complete and data submitted is accurate.
- Ensures contact information of the individuals granted access to the database is correct.

3.0 Statistic Collection and Awards Application Process

3.1 Occupational Injury & Illness Statistics

[Safety Portal](#)

Each individual who has access to the database is assigned a username and password.

For each site listed, AFPM is asking for two different data sets, one is the OSHA 300A summary log for company employees and the second is the OSHA 300A summary log for the contractors (Contractor Aggregate).



**Occupational Injury & Illness and Process Safety Event
Statistics
AFPM Safety Awards Program
Guidance Document**

**Revision Date:
December 2020**

Submit Injury & Illness Data

Company Name: Test Oil Corporation Plant Name: Chalmette Refinery (102)

	1 Employees	2 Contractor Aggregate
Total Hours Worked	<input type="text"/>	<input type="text"/>
Total Fatalities	<input type="text"/>	<input type="text"/>
Cases w/ Days Away from Work	<input type="text"/>	<input type="text"/>
Cases w/ Job Transfer or Restriction	<input type="text"/>	<input type="text"/>
Recordable cases	<input type="text"/>	<input type="text"/>
Days w/ Job Transfer or Restriction	<input type="text"/>	<input type="text"/>
Days Away from Work	<input type="text"/>	<input type="text"/>

1. Employee Data - In this column, provide safety data for employees only. This data is required to qualify for an award.
2. Contractor Aggregate Data- In this column, provide aggregate totals for all contractors at the respective plant.

The information requested by AFPM is consistent with the OSHA recordkeeping rule 29 CFR 1904, effective as of January 1, 2002 and is the exact data found on a site's OSHA 300A Summary log.



**Occupational Injury & Illness and Process Safety Event
Statistics
AFPM Safety Awards Program
Guidance Document**

**Revision Date:
December 2020**

Section 3: Award Criteria

Were there any employee or contractor hospitalizations?

Yes No

Did any company employee or contractor experience a recordable injury where any of the following high-risk activities took place:

- Failure to isolate hazardous energy
- Opening process equipment improperly prepared for maintenance
- Improperly prepared or hazardous confined space
- Improperly prepared or hazardous excavation
- Any falls from height (> feet)
- Any Tier 1 or 2 PSE
- Contact/exposure to hazardous materials
- H2S/HF/hydrocarbon/corrosives/electricity/radiation
- Crane or rigging failure
- Caught by machinery or struck by debris, equipment, or falling objects
- Electrical work or hot work on equipment not verified as hydrocarbon free
- Failure to verify work permit
- Failure in PPE chosen for the task or the incorrect PPE for the task
- Use of the correct tool incorrectly or use of incorrect tool for the task

Number of Cases

Total number of deaths	Total number of cases with days away from work	Total number of cases with job transfer or restriction	Total number of other recordable cases
_____	_____	_____	_____
(G)	(H)	(I)	(J)

Number of Days

Total number of days away from work	Total number of days of job transfer or restriction
_____	_____
(K)	(L)

3.1.1 Safety Awards Application Process

Individuals who have access to submit Occupational Injury and Illness statistics will also have the option to apply for AFPM Safety Awards (Reference Section 4.0 for award criteria) in addition to the responsibility of approving Contractor Achievement Awards for the sites.



**Occupational Injury & Illness and Process Safety Event
Statistics
AFPM Safety Awards Program
Guidance Document**

**Revision Date:
December 2020**

To apply for a safety award, click on the ‘Approve’ button to submit your data. If you meet all of the AFPM criteria you will automatically have your information applied to receive the Safety Achievement Award.

Section 4: Decal and Flag Orders

Invoices will be sent to the award submitter this summer. Submissions that are not awarded are not eligible for decals or flags and will **not** be charged.

	Decals		Flags
Number of packs (50 decals / pack):	<input type="text" value="0"/>	Number of flags:	<input type="text" value="0"/>
Price per pack:	\$25.00	Price per flag:	\$125.00
Total:	\$0.00 (0 decals)	Total:	\$0.00
		Invoice total for this submission:	\$0.00

- Apply for an Award** - Most awards can be applied for online which includes: Safety Achievement Award and the Contractor Achievement Award.
- The Distinguished Safety Award (DSA) **MUST** have a filled out application sent in to [Anna Scherer](#) at AFPM by January 29, 2021.

3.1.2 Approving Contractor Achievement Award Applications

AFPM member maintenance contractor companies that work at least **20,000 hours** and complete the below information from their OSHA 300A log on the AFPM Safety Portal can apply for the Contractor Safety Achievement Award.



Contractor Awards
Criteria 2020.docx

Contractors apply for these awards during the month of January and February of each year. Once the site is closed to applications, each operating member company will have the opportunity to approve or deny each award. *Just because a contractor qualifies for the award doesn't mean the site has to grant the award. This is left up to the discretion of the site and the company.*



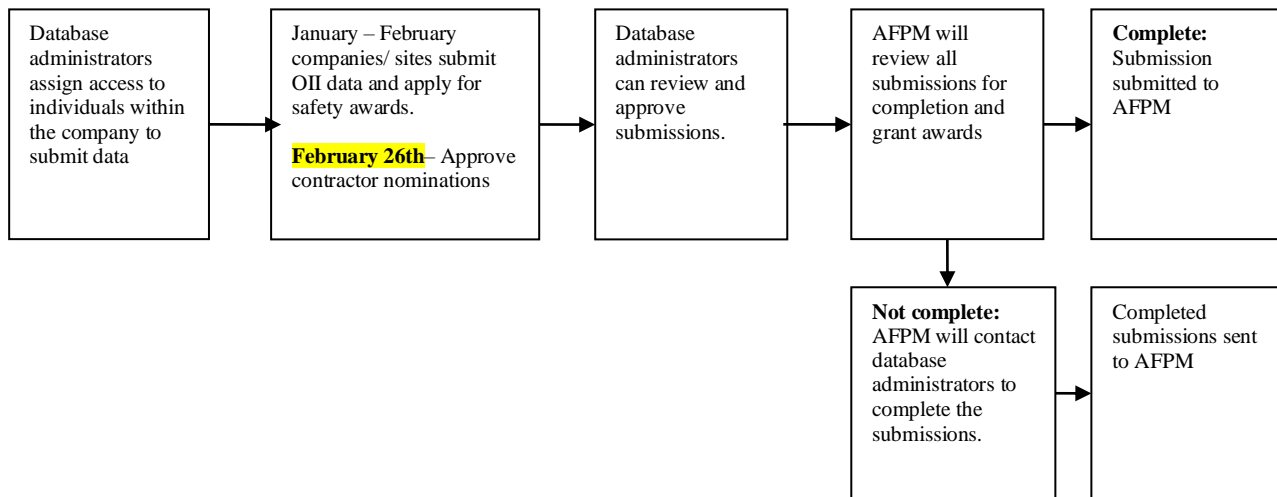
**Occupational Injury & Illness and Process Safety Event
Statistics
AFPM Safety Awards Program
Guidance Document**

**Revision Date:
December 2020**

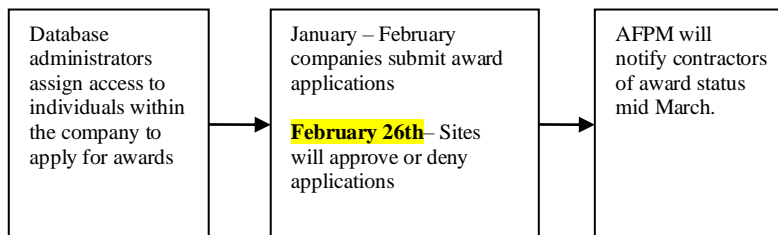
AFPM will email all contacts that have access to this portion of the database notifying them that they need to approve or deny all contractor awards.

To approve or deny a contractor achievement award, click on the pencil to the left of the date. A pop-up box will open with the statistics, severity screening data, and participation and best practices submitted by the contractor. Either check the box to approve or deny the award, sign your name and contact information and press submit. You must perform this process for all applications with the status of ‘pending.’

3.1.3 OII Review and Approval Process



3.1.4 Contractor Awards Submittal and Approval Process





**Occupational Injury & Illness and Process Safety Event
Statistics
AFPM Safety Awards Program
Guidance Document**

**Revision Date:
December 2020**

3.2 Process Safety Event Data Submission

Each individual who has access to the database is assigned a username and password.

A company can submit all of their site's PSEs through the designated Excel form and email that sheet to either [Anna Scherer](#) at AFPM or [Vault Consulting](#).

PLEASE SEE ATTACHED EXCEL SPREADSHEET FOR PSE SUBMISSIONS

To submit through the Excel file, companies must input a single line for each Tier 1 and Tier 2 PSE on the Event and Consequence tab of the spreadsheet. On the Facility Information tab, there is a column to the far right of the spreadsheet to indicate no Tier 1 PSE, no Tier 2 PSE, or neither for a particular facility. AFPM accepts ONLY refining and petrochemical manufacturing site data. We do not collect data from pipelines or terminals.

References for Reporting Process Safety Events:

Information on Tier 1 and Tier 2 Process Safety Indicator Definitions and examples of PSEs:

- ANSI/API Recommended Practice 754, *Process Safety Indicators for the Refining and Petrochemical Industries*, 2016. (Find API RP 754 at: <http://publications.api.org/Default.aspx>)

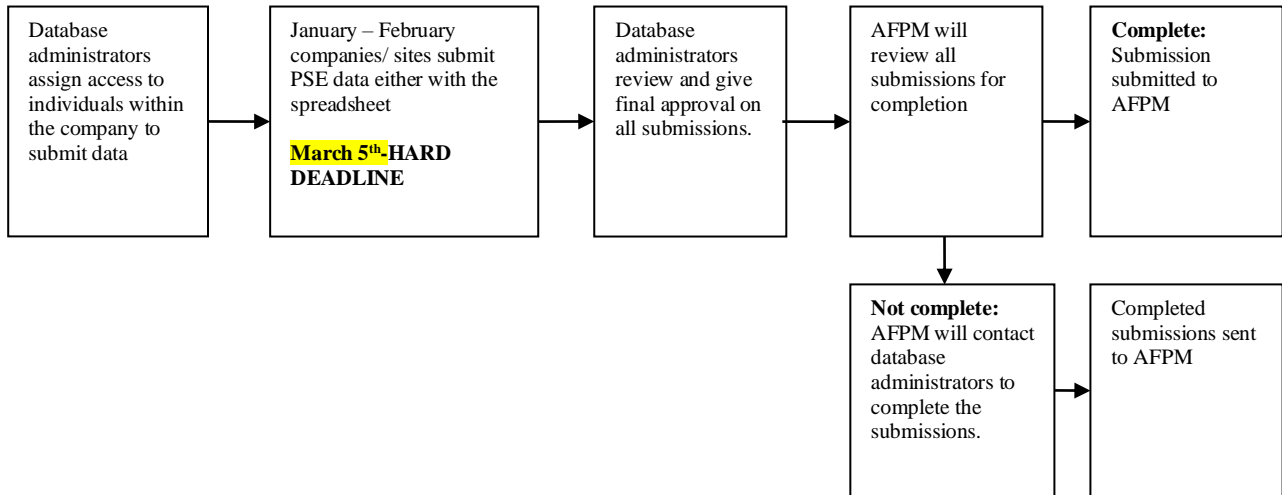
PLEASE SEE: AFPM Guide to Reporting Process Safety Events Reference Section



**Occupational Injury & Illness and Process Safety Event
Statistics
AFPM Safety Awards Program
Guidance Document**

**Revision Date:
December 2020**

3.2.1 PSE Submittal and Review Process



3.3 Contractors Applying for a Contractor Achievement Award

AFPM member maintenance contractor companies who work at least **20,000 hours** at an eligible (See section 4.4 for more details of this award).

If you are granted access by your company database administrator, you will receive a username and password.

To apply, pick the company and site from the list and submit the OSHA 300A Summary log for your company working at that site and designate how many flags you would like to order for that award.

The refining or petrochemical company will be notified of the application in their queues on the AFPM Safety Portal and will approve or deny the application.

4.0 Award Criteria

See Appendix 2 for a complete listing of AFPM member companies and their sites.

PLEASE SEE ATTACHED FILLABLE PDF DSA APPLICATION



**Occupational Injury & Illness and Process Safety Event
Statistics
AFPM Safety Awards Program
Guidance Document**

**Revision Date:
December 2020**

4.1 Distinguished Safety Award

The AFPM Distinguished Safety Award (DSA) is the association's most prestigious safety award that addresses both occupational and process safety. The application for the DSA includes both qualitative and quantitative components.

A Selection Committee made up of Safety professionals reviews and discusses each application. Applicants may receive the following awards based on their applications. Sites that are in the running for the DSA and the Gold award will be asked to attend an in-person interview at the AFPM Annual Meeting, April 11, 2021.

- The Distinguished Safety Award represents the top sites in industry that have demonstrated exemplary, long-term sustainable safety performance, program innovation, and leadership.
- The Elite Gold recipients represent the top 1% in industry that have demonstrated superior and consistent safety performance, program innovation, and leadership.
- The Elite Silver recipients represent the top 5% in industry that have attained top industry safety performance for the application year and have demonstrated excellent program innovation and leadership over time.

SCREENING CRITERIA (PART A)

In order to qualify for the DSA, a facility must first pass the following screening criteria.

- a. A location must achieve the following requirements for the calendar year:
 - a. an employee total recordable incidence rate (TRIR) of 0.30 or less,
 - b. a contractor total recordable incidence rate (TRIR) of 0.30 or less,
- b. A location must have had no employee workplace related fatalities and no non-employee (contractor, visitor, etc.) workplace related fatalities for the previous five consecutive years.

A location must answer **NO** to the following questions to pass the screening criteria and be eligible to apply for the DSA award:



**Occupational Injury & Illness and Process Safety Event
Statistics
AFPM Safety Awards Program
Guidance Document**

**Revision Date:
December 2020**

- c. Did the location experience a community evacuation or sheltering event, or worker/contractor hospitalization (admitted for treatment) during the evaluation period?
- d. Did the location experience a **recordable injury** (employee AND/OR contractor) where any of the following caused or contributed to the injury during the evaluation year?
- Failure to isolate hazardous energy
 - Opening process equipment improperly prepared for maintenance
 - Improperly prepared or hazardous confined space
 - Improperly prepared or hazardous excavation
 - Any falls from height (>4 feet)
 - Any Tier 1 or 2 PSE
 - Contact /exposure to hazardous materials
 - H2S/HF/hydrocarbon/corrosives/electricity/radiation
 - Crane or rigging failure
 - Caught by machinery or struck by debris, equipment, or falling objects
 - Electrical work or hot work on equipment not verified as hydrocarbon free
 - Failure to verify work permit
 - Failure in PPE chosen for the task or the incorrect PPE for the task
 - Use of the correct tool incorrectly or use of incorrect tool for the task
 - Deliberately bypassing safeguards or interlocks
 - Community evacuation or sheltering event
- e. Did the location have any API RP Tier 1 Process Safety Events (PSE) that **required** notification to the National Response Center during the evaluation year?
- a. PSE requirements, No Tier 1 or 2 PSEs that resulted in a recordable injury
 - b. No Tier 1 events that required notification to the National Response Center

It is recommended to bullet point responses where appropriate.

Selection Criteria

After passing the screening criteria, the candidate facility's overall safety performance record will be evaluated by the selection committee based on the applicant's written application.

AWARD LEVELS

- Distinguished Safety Award (Top Applicants)
- Elite Gold Award (Top 1%)
- Elite Silver Award (Top 5%)



**Occupational Injury & Illness and Process Safety Event
Statistics
AFPM Safety Awards Program
Guidance Document**

**Revision Date:
December 2020**

Applicants who do not receive the DSA may be considered for the Elite Safety Gold or Silver Awards which represents the top one to five percent of industry top safety performers. These awards are presented to those DSA applicants that pass the DSA Screening Criteria and in the judgment of the Selection Committee, have exhibited superior and excellent safety performance and program innovation.

DSA COINS

Distinguished Safety Award winners along with the Elite Gold and Silver award winners will be given the opportunity to order special DSA coins for their winning sites. The coins will be made to order with a 50-count minimum and will range in price from \$4.00 - \$7.00 per coin depending on how large an order is made. After the winners are selected, you will be contacted by an AFPM staff member to inquire as to whether your site would like to order coins.

DSA Hard Hat Decals

Distinguished Safety Award winners along with the Elite Gold and Silver award winners will be given the opportunity to order special DSA hard hat decals for their winning sites. The decals will be made to order with a 50-count minimum and will range in price from \$1.00 - \$4.00 per 50 – count order depending on how large an order is made. After the winners are selected, you will be contacted by an AFPM staff member to inquire as to whether your site would like to order decals.

4.2 Safety Achievement Award

In order to qualify for the **Safety Achievement Award**, a facility must first pass the following screening criteria.

1. A location must have had no employee workplace related fatalities and no non-employee (contractor, visitor, etc.) workplace related fatalities for the reporting year.
 - a. *A location must answer **NO** to the following questions to pass the screening criteria and be eligible to apply for the Safety Achievement award:*
2. Did the location experience an injury to an **employee and/or contractor** that required hospitalization (admitted for treatment) during the evaluation period?
3. Did the location experience a **employee and/or contractor** **recordable injury** where any of the following caused or contributed to the injury during the evaluation year?



**Occupational Injury & Illness and Process Safety Event
Statistics
AFPM Safety Awards Program
Guidance Document**

**Revision Date:
December 2020**

- Failure to isolate hazardous energy
- Opening process equipment improperly prepared for maintenance
- Improperly prepared or hazardous confined space
- Improperly prepared or hazardous excavation
- Any falls from height (>4 feet)
- Any Tier 1 or 2 PSE
- Contact /exposure to hazardous materials
 - H2S/HF/hydrocarbon/corrosives/electricity/radiation
- Crane or rigging failure
- Caught by machinery or struck by debris, equipment, or falling objects
- Electrical work or hot work on equipment not verified as hydrocarbon free
- Failure to verify work permit
- Failure in PPE chosen for the task or the incorrect PPE for the task
- Use of the correct tool incorrectly or use of incorrect tool for the task
- Deliberately bypassing safeguards or interlocks
- No community evacuation or sheltering event

4. Did the location experience a community evacuation or sheltering event during the evaluation period?

6. Did the location have any API RP Tier 1 Process Safety Events (PSE) that **required** notification to the National Response Center during the evaluation year?

A site that applies for this award has the option of purchasing an award banner at the cost of **\$125.00** for each banner or hard hat decals that will be sold in increments of 50 for **\$25.00** per 50. The site will be invoiced upon receiving their awards in May.

4.3 Contractor Safety Achievement Award

This award recognizes maintenance contractors working a minimum of **20,000 hours** per calendar year at a regular member facility.

Section 1: Injury & Illness Data	
The contractor company at the location submits this information for data analysis only	
Total Hours Worked	
Total Fatalities (G)	
Cases with Days Away From Work (H)	
Cases with Job Transfer or Restriction (I)	
Other Recordable Cases (J)	
Days Away From Work (K)	
Days with Transfer or Restriction (L)	

American Fuel & Petrochemical Manufacturers



Occupational Injury & Illness and Process Safety Event Statistics AFPM Safety Awards Program Guidance Document

Revision Date:
December 2020

DART		
Total Recordable Incident Rate		
Section 2: Incident Severity Screening Criteria		
The contractor company at the location must answer NO to the following questions to be eligible for the award		
Did the contractor company at the location experience an event where an employee was hospitalized (admitted for treatment) during the evaluation period?	Yes	No
Did the contractor company at the location experience an event where an employee had an amputation during the evaluation period?	Yes	No
Did the contractor company at the location experience an event that resulted in a workplace fatality?	Yes	No
Did the contractor company at the location experience a recordable injury where any of the following caused or contributed to the injury during the evaluation period:	Yes	No
<ul style="list-style-type: none"> • Failure to isolate hazardous energy (lockout/tag out)? • Opening process equipment not properly prepared for maintenance? • Improperly prepared or hazardous confined space? • Improperly prepared or hazardous excavation? • Any falls from height (>4 feet)? • Any Tier 1 or 2 Process Safety Event (PSE) • Contact/exposure to hazardous materials (physical and chemical) such as: <ul style="list-style-type: none"> ○ H2S, HF, Hydrocarbons, Corrosives, Electricity, Radiation, Excessive Heat, Etc.? • Any crane or rigging failure? • Caught by machinery or struck by debris, equipment, or falling objects • Electrical work or hot work on equipment not verified as hydrocarbon free • Failure to verify work permit • Failure in PPE chosen for the task or the incorrect PPE for the task • Improper use of the correct tool or use of incorrect tool for the task • Deliberately bypassing safeguards or interlocks • Community evacuation or sheltering event 		
Section 3: Participation and Best Practices		
The contractor company at the location must meet a minimum score of 50 points to be eligible to apply for the award		
Site Safety Processes / Initiatives (Contractor Safety Forums, Focus Teams, etc.)		
<ul style="list-style-type: none"> • Implements timely with an active participation level in the development/deployment 		10
<ul style="list-style-type: none"> • Implements as required with no additional involvement 		5
<ul style="list-style-type: none"> • Doesn't support or promote with minimal required participation 		0
Audit Process / Employee Observation		
<ul style="list-style-type: none"> • Most employees and supervisors are involved and follow-ups are completed with action plans 		10
<ul style="list-style-type: none"> • Good involvement but no formal follow-up 		5
<ul style="list-style-type: none"> • No program in place 		0
Short Service Worker / Mentoring Process		
<ul style="list-style-type: none"> • Formal mentorship program/process for new employees 		10
<ul style="list-style-type: none"> • Informal mentoring process 		5
<ul style="list-style-type: none"> • No program in place 		0
Near Miss Reporting Program		
<ul style="list-style-type: none"> • Actively reports near misses with a reporting process that includes high potential and significant events 		10
<ul style="list-style-type: none"> • Informal near miss reporting process 		5
<ul style="list-style-type: none"> • No program in place 		0
Frontline Leadership Program –		
<ul style="list-style-type: none"> • Formal Frontline Leadership/Supervisor Development Program 		10
<ul style="list-style-type: none"> • Informal Frontline Leadership Program 		5



**Occupational Injury & Illness and Process Safety Event
Statistics
AFPM Safety Awards Program
Guidance Document**

**Revision Date:
December 2020**

<ul style="list-style-type: none">No Program in place	0
VPP	
<ul style="list-style-type: none">OSHA VPP Recognition (Star, Demonstration, Mobile Workforce, Challenge, SHARP)	10
<ul style="list-style-type: none">VPP Application Submitted / In Process	5
<ul style="list-style-type: none">No Participation	0

The contractor's application must be approved by a regular member facility after the OSHA 300A Summary log information has been submitted. See Appendix 2 for a complete listing of eligible sites.



**Occupational Injury & Illness and Process Safety Event
Statistics
AFPM Safety Awards Program
Guidance Document**

**Revision Date:
December 2020**

APPENDIXES

Appendix 1 – References and Resources for API 754

Appendix 2 – AFPM Member Companies and Sites

Appendix 1 - References for reporting Process Safety Events:

Information on Tier 1 and Tier 2 Process Safety Indicator Definitions and examples of PSEs:

ANSI/API Recommended Practice 754, *Process Safety Indicators for the Refining and Petrochemical Industries*, 2016. (Find API RP 754 at: <http://publications.api.org/Default.aspx>)

Appendix 2 - Listing of AFPM Member Sites by Company (Only **DOMESTIC sites are eligible for awards)**

Company	Site Name	City	State
Albemarle Corporation	Baton Rouge Process Development Center	Baton Rouge	LA
Albemarle Corporation	Bayport Plant	Pasadena	TX
Albemarle Corporation	Kings Mountain Site	Kings Mountain	NC
Albemarle Corporation	Magnolia Manufacturing Plant	Magnolia	AR
Albemarle Corporation	New Johnsonville Plant	New Johnsonville	TN
Albemarle Corporation	Pasadena Plant	Pasadena	TX
Albemarle Corporation	Silver Peak Production Site	Silver Peak	NV
Albemarle Corporation	South Haven Site	South Haven	MI
Albemarle Corporation	Twinsburg Site	Twinsburg	OH
Albemarle Corporation	Tyrone Facility	Tyrone	PA
American Refining Group, Inc.	American Refining Group	Bradford	PA
BASF Corporation	Freeport Site	Freeport	TX
BASF Corporation	Geismar Works	Geismar	LA



**Occupational Injury & Illness and Process Safety Event
Statistics
AFPM Safety Awards Program
Guidance Document**

**Revision Date:
December 2020**

BASF Corporation	Pasadena CPN	Pasadena	TX
BASF Corporation	Port Arthur Plant	Port Arthur	TX
Big West Oil, LLC	Big West Oil	North Salt Lake	UT
Chevron Phillips Chemical Company LP	Bartlesville-Research and Technology Center	Bartlesville	OK
Chevron Phillips Chemical Company LP	Borger Plant	Borger	TX
Chevron Phillips Chemical Company LP	Cedar Bayou Chemical Complex	Baytown	TX
Chevron Phillips Chemical Company LP	Drilling Specialties Conroe Plant	Conroe	TX
Chevron Phillips Chemical Company LP	Orange Plant	Orange	TX
Chevron Phillips Chemical Company LP	Pasadena Plastics Complex	Pasadena	TX
Chevron Phillips Chemical Company LP	Port Arthur Plant	Port Arthur	TX
Chevron Phillips Chemical Company LP	Sweeny/Old Ocean Facilities	Old Ocean	TX
Chevron U.S.A. Inc.	El Segundo Refinery	El Segundo	CA
Chevron U.S.A. Inc.	Pasadena Refinery	Pasadena	TX
Chevron U.S.A. Inc.	Pascagoula Refinery	Pascagoula	MS
Chevron U.S.A. Inc.	Chevron Richmond	Richmond	CA
Chevron U.S.A. Inc.	Salt Lake Refinery	Salt Lake City	UT
CHS Inc.	Laurel Refinery	Laurel	MT
CHS Inc.	McPherson Refinery	McPherson	KS
CITGO Petroleum Corporation	Corpus Christi Refinery	Corpus Christi	TX
CITGO Petroleum Corporation	Lake Charles Manufacturing Complex	Westlake	LA
CITGO Petroleum Corporation	Lemont Refinery	Lemont	IL
Cornerstone Chemical	Fortier Plant	Westwego	LA
Countrymark Cooperative Holding Corporation	Mt. Vernon Refinery	Mt. Vernon	IN
CVR Energy, Inc.	Coffeyville Refinery	Coffeyville	KS



**Occupational Injury & Illness and Process Safety Event
Statistics
AFPM Safety Awards Program
Guidance Document**

**Revision Date:
December 2020**

CVR Energy, Inc.	Wynnewood Refining Company LLC	Wynnewood	OK
Dow	ALLYN'S POINT Site	ALLYN'S POINT	CT
Dow	Bayport Plant	La Porte	TX
Dow	Beaumont Site	Nederland	TX
Dow	Bristol Site	Bristol	PA
Dow	Burley Site	Burley	ID
Dow	CARROLLTON Site	Carrollton	KY
Dow	Charlotte Site	Charlotte	NC
Dow	Collegeville Site	Collegeville	PA
Dow	Copley Site	Copley	OH
Dow	CROYDON Site	CROYDON	PA
Dow	Dalton Site	Dalton	GA
Dow	Deer Park Plant	Deer Park	TX
Dow	Seadrift Plant	Seadrift	TX
Dow	St. Charles Operations	Taft	LA
Dow	Texas City Plant	Texas City	TX
Dow	West Virginia Operations	South Charleston	WV
Dow	Dow Texas Operations	Freeport	TX
Dow	ELIZABETHTOWN DCC Site	ELIZABETHTOWN DCC	KY
Dow	Elk Grove Village Site	Elk Grove Village	IL
Dow	Grand Bayou Site	Belle Rose	LA
Dow	Grand Ridge Site	Grand Ridge	IL
Dow	Greensboro Site	Greensboro	NC
Dow	Greensburg Site	Greensburg	LA
Dow	Hanging Rock Site	Ironton	OH
Dow	Harbor Beach Site	Harbor Beach	MI
Dow	Hayward Site	Hayward	CA
Dow	Hemlock Hims Site	Hemlock	MI
Dow	Hillsdale Site	Hillsdale	MI
Dow	Homedale Site	Homedale	ID
Dow	HOUSTON (GCPL) (EHS) Site	Houston	TX
Dow	Houston Site	Houston	TX
Dow	Joliet Site	Channahan	IL



**Occupational Injury & Illness and Process Safety Event
Statistics
AFPM Safety Awards Program
Guidance Document**

**Revision Date:
December 2020**

Dow	Jordan Site	Jordan	MN
Dow	KANKAKEE Site	KANKAKEE	IL
Dow	KAUAI Site	Hanapepe	HI
Dow	KENDALLVILLE Site	KENDALLVILLE	IN
Dow	KNOXVILLE Site	KNOXVILLE	TN
Dow	La Porte Site	La Porte	TX
Dow	Louisiana Operations	Plaquemine	LA
Dow	Louisville Plant	Louisville	KY
Dow	Marietta Site	Marietta	GA
Dow	Marlborough Site	Marlborough	MA
Dow	MARSHALLTOWN Site	MARSHALLTOWN	IA
Dow	Menlo Park Site	Menlo Park	CA
Dow	Midland Site	Midland	MI
Dow	MILPITAS Site	MILPITAS	CA
Dow	MINNEAPOLIS Site	Minneapolis	MN
Dow	Mt. Hope Site	Mt. Hope	WI
Dow	MT. MEIGS Site	MT. MEIGS	AL
Dow	Newark Site	Newark	DE
Dow	North Andover Site	North Andover	MA
Dow	Olivia Site	Olivia	MN
Dow	Othello Site	Othello	WA
Dow	Pennsauken Site	Pennsauken	NJ
Dow	Piscataway Site	Piscataway	NJ
Dow	Pittsburg Site	Pittsburg	CA
Dow	Pontiac Site	Pontiac	IL
Dow	Ralls Site	Ralls	TX
Dow	Rancho Cucamonga Site	Rancho Cucamonga	CA
Dow	Ringwood	Ringwood	IL
Dow	Riverside Site	Pevely	MO
Dow	Roberta Site	Roberta	GA
Dow	Sabine River Works	Orange	TX
Dow	Story City Site	Story City	IA
Dow	Weeks Island Site	New Iberia	LA
Dow	West Alexandria Site	West Alexandria	OH
Dow	West Bend Site	West Bend	WI
Dow	Wilmington Site	Wilmington	IL
Dow	York Site	York	NE



**Occupational Injury & Illness and Process Safety Event
Statistics
AFPM Safety Awards Program
Guidance Document**

**Revision Date:
December 2020**

Eastman Chemical Company	Anniston Site	Anniston	AL
Eastman Chemical Company	Canoga Park	Canoga Park	CA
Eastman Chemical Company	Chestertown Site	Chestertown	MD
Eastman Chemical Company	Columbia Site	GAston	SC
Eastman Chemical Company	Escambia Plant	Pace	FL
Eastman Chemical Company	Fieldale Site	Fieldale	VA
Eastman Chemical Company	Franklin Site	Courtland	VA
Eastman Chemical Company	Indian Orchard Plant	Indian Orchard	MA
Eastman Chemical Company	Jefferson Site	Jefferson Hills	PA
Eastman Chemical Company	Kingsport Plant	Kingsport	TN
Eastman Chemical Company	Linden Site	Linden	NJ
Eastman Chemical Company	Monongahela Site	Monongahela	PA
Eastman Chemical Company	Pace Site	Pace	FL
Eastman Chemical Company	Patriot Center Site	Martinsville	VA
Eastman Chemical Company	Sauget Site	Sauget	IL
Eastman Chemical Company	St. Gabriel Site	St. Gabriel	LA
Eastman Chemical Company	Sun Prairie Site	Sun Prairie	WI
Eastman Chemical Company	Texas City Plant	Texas City	TX
Eastman Chemical Company	Texas Operations - Longview	Longview	TX
Eastman Chemical Company	Trenton Site	Trenton	MI



**Occupational Injury & Illness and Process Safety Event
Statistics
AFPM Safety Awards Program
Guidance Document**

**Revision Date:
December 2020**

Company			
Eastman Chemical Company	Watertown Site	Watertown	NY
Enterprise Products Operating LLC	Mont Belvieu Complex	Mont Belvieu	TX
Ergon, Inc.	Ergon Refining, Inc. Vicksburg, Mississippi	Vicksburg	MS
Ergon, Inc.	Ergon West Virginia Inc. - Newell Refinery	Newell	WV
Exxon Mobil Corporation	Baton Rouge Refinery	Baton Rouge	LA
Exxon Mobil Corporation	Baytown Refinery	Baytown	TX
Exxon Mobil Corporation	Beaumont Refinery	Beaumont	TX
Exxon Mobil Corporation	Billings Refinery	Billings	MT
Exxon Mobil Corporation	Joliet Refinery	Channahon	IL
ExxonMobil Chemical Company	Baton Rouge Chemical Plant	Baton Rouge	LA
ExxonMobil Chemical Company	Baton Rouge Plastics Plant	Baton Rouge	LA
ExxonMobil Chemical Company	Baton Rouge Polyolefins Plant	Baton Rouge	LA
ExxonMobil Chemical Company	Baytown Chemical Plant	Baytown	TX
ExxonMobil Chemical Company	Baytown Olefins Plant	Baytown	TX
ExxonMobil Chemical Company	Beaumont Chemical Plant	Beaumont	TX
ExxonMobil Chemical Company	Beaumont Polyethylene Plant	Beaumont	TX
ExxonMobil Chemical Company	Mont Belvieu Plastics	Mont Belvieu	TX
ExxonMobil Chemical Company	Pensacola Specialty Elastomers Plant	Cantonment	FL
Flint Hills Resources, LP	Corpus Christi Complex	Corpus Christi	TX
Flint Hills Resources,	Houston Chemical	Houston	TX



**Occupational Injury & Illness and Process Safety Event
Statistics
AFPM Safety Awards Program
Guidance Document**

**Revision Date:
December 2020**

LP			
Flint Hills Resources, LP	Longview Polypropylene Facility	Longview	TX
Flint Hills Resources, LP	Peru Plant	Peru	IL
Flint Hills Resources, LP	Pine Bend Refinery	Rosemount	MN
Formosa Plastics Corporation, USA	Louisiana Plant	Baton Rouge	LA
Formosa Plastics Corporation, USA	Point Comfort Facility	Point Comfort	TX
HollyFrontier Corporation	Cheyenne Refinery	Cheyenne	WY
HollyFrontier Corporation	El Dorado Refinery	El Dorado	KS
HollyFrontier Corporation	Navajo Refinery	Artesia	NM
HollyFrontier Corporation	Petrolia Plant	Petrolia	PA
HollyFrontier Corporation	Tulsa Refinery	Tulsa	OK
HollyFrontier Corporation	Woods Cross Refinery	Woods Cross	UT
Honeywell UOP	Orange Plant	Orange	TX
Honeywell UOP	Shreveport Plant	Shreveport	LA
Hunt Refining Company	Sandersville Refinery	Heidelberg	MS
Hunt Refining Company	Tuscaloosa Refinery	Tuscaloosa	AL
Husky Energy	The Lima Refining Company	Lima	OH
Husky Energy	Superior Refinery	Superior	WI
INEOS Olefins & Polymers USA	Battleground	La Porte	TX
INEOS Olefins & Polymers USA	Bayport Plant	Pasadena	TX
INEOS Olefins & Polymers USA	Carson Polypropylene Plant	Carson	CA
INEOS Olefins & Polymers USA	Cedar Bayou Plant	Baytown	TX



**Occupational Injury & Illness and Process Safety Event
Statistics
AFPM Safety Awards Program
Guidance Document**

**Revision Date:
December 2020**

INEOS Olefins & Polymers USA	Channahon Plant	Channahon	IL
INEOS Olefins & Polymers USA	Chocolate Bayou Oligomers	Alvin	TX
INEOS Olefins & Polymers USA	Chocolate Bayou Works O&P	Alvin	TX
INEOS Olefins & Polymers USA	Decatur Plant	Decatur	AL
INEOS Olefins & Polymers USA	Green Lake Chemical Plant	Port Lavaca	TX
INEOS Olefins & Polymers USA	INEOS ABS USA Plant	Addyston	OH
INEOS Olefins & Polymers USA	Lima Chemical Plant	Lima	OH
INEOS Olefins & Polymers USA	Texas City Plant	Texas City	TX
INVISTA	Orange Site	Orange	TX
INVISTA	Victoria Plant	Victoria	TX
INVISTA	Wilmington Plant	Wilmington	NC
Limetree Bay Refining, LLC	Limetree Bay Refinery	Christiansted	USVI
LyondellBasell Industries	Bayport Choate Plant	Pasadena	TX
LyondellBasell Industries	Bayport Polymers Plant	Pasadena	TX
LyondellBasell Industries	Bayport Underwood Plant	Pasadena	TX
LyondellBasell Industries	Channelview Chemical Complex	Channelview	TX
LyondellBasell Industries	Chocolate Bayou Polymers Plant	Alvin	TX
LyondellBasell Industries	Clinton Complex	Clinton	IA
LyondellBasell Industries	Corpus Christi	Corpus Christi	TX
LyondellBasell Industries	Edison Plant	Edison	NJ
LyondellBasell Industries	La Porte Complex	La Porte	TX
LyondellBasell Industries	Lake Charles Polymers	Westlake	LA



**Occupational Injury & Illness and Process Safety Event
Statistics
AFPM Safety Awards Program
Guidance Document**

**Revision Date:
December 2020**

Industries	Plant		
LyondellBasell Industries	Houston Refinery	Houston	TX
LyondellBasell Industries	Matagorda Complex	Bay City	TX
LyondellBasell Industries	Morris Complex	Morris	IL
LyondellBasell Industries	Newark Plant	Newark	NJ
LyondellBasell Industries	Tuscola Plant	Tuscola	IL
LyondellBasell Industries	Victoria Plant	Victoria	TX
Marathon Petroleum Corporation	Anacortes Refinery	Anacortes	WA
Marathon Petroleum Corporation	Canton Refinery	Canton	OH
Marathon Petroleum Corporation	Catlettsburg Refining, LLC	Catlettsburg	KY
Marathon Petroleum Corporation	Dickinson Refinery	Dickinson	ND
Marathon Petroleum Corporation	El Paso Refinery	El Paso	TX
Marathon Petroleum Corporation	Gallup Refinery	Jamestown	NM
Marathon Petroleum Corporation	Galveston Bay Refinery	Texas City	TX
Marathon Petroleum Corporation	Martinez Refinery	Martinez	CA
Marathon Petroleum Corporation	Kenai Refinery	Kenai	AK
Marathon Petroleum Corporation	Los Angeles Refinery	Wilmington	CA
Marathon Petroleum Corporation	Louisiana Refinery	Garyville	LA
Marathon Petroleum Corporation	Mandan Refinery	Mandan	ND
Marathon Petroleum Corporation	Michigan Refining Division	Detroit	MI
Marathon Petroleum Corporation	Robinson Illinois Refinery	Robinson	IL



**Occupational Injury & Illness and Process Safety Event
Statistics
AFPM Safety Awards Program
Guidance Document**

**Revision Date:
December 2020**

Marathon Petroleum Corporation	Salt Lake City Refinery	Salt Lake City	UT
Marathon Petroleum Corporation	St. Paul Park Refinery	Saint Paul Park	MN
Monroe Energy, LLC	Trainer Refinery	Trainer	PA
Motiva Enterprises LLC	Port Arthur Chemicals	Port Arthur	TX
Motiva Enterprises LLC	Port Arthur Refinery	Port Arthur	TX
Nalco Water	Freeport Plant	Freeport	TX
Nalco Water	Fresno Plant	Fresno	TX
Nalco Water	Sugar Land Plant	Sugar Land	TX
Occidental Chemical Corporation	Houston Operations - LaPorte VCM Site	La Porte	TX
Occidental Chemical Corporation	Houston Operations - Pasadena PVC Site	Pasadena	TX
Occidental Chemical Corporation	Houston Operations-Deer Park PVC Site	Deer Park	TX
Occidental Chemical Corporation	Houston Operations-Deer Park VCM Site	Deer Park	TX
Occidental Chemical Corporation	Ingleside Plant	Ingleside	TX
OQ Chemicals Corporation	Bay City Plant	Bay City	TX
Par Petroleum LLC	Newcastle Refinery	Newcastle	WY
Par Petroleum LLC	Par Hawaii Refining	Kapolei	HI
Par Petroleum LLC	U.S. Oil & Refining Co.	Tacoma	WA
PBF Energy Inc.	Chalmette Refinery	Chalmette	LA
PBF Energy Inc.	Delaware City Refinery	Delaware City	DE
PBF Energy Inc.	Martinez Refinery Company LLC	Martinez	CA
PBF Energy Inc.	Paulsboro Refinery	Paulsboro	NJ
PBF Energy Inc.	Toledo Refining Company LLC	Oregon	OH
PBF Energy Inc.	Torrance Refinery	Torrance	CA
Phillips 66	Alliance Refinery	Belle Chasse	LA
Phillips 66	Bayway Refinery	Linden	NJ



**Occupational Injury & Illness and Process Safety Event
Statistics
AFPM Safety Awards Program
Guidance Document**

**Revision Date:
December 2020**

Phillips 66	Billings Refinery	Billings	MT
Phillips 66	Ferndale Refinery	Ferndale	WA
Phillips 66	Lake Charles Manufacturing Complex	Westlake	LA
Phillips 66	Los Angeles Refinery	Wilmington	CA
Phillips 66	Ponca City Refinery	Ponca City	OK
Phillips 66	San Francisco Refinery - Rodeo	Rodeo	CA
Phillips 66	Santa Maria Facility	Arroyo Grande	CA
Phillips 66	Sweeny Complex	Old Ocean	TX
Phillips 66	Wood River Refinery	Roxana	IL
Phillips 66	WRB Refining, LP - Borger Refinery	Borger	TX
Placid Refining Company	Placid Refining Company LLC	Port Allen	LA
SABIC	Ottawa Site	Ottawa	IL
Silver Eagle Refining	Evanston Refinery	Evanston	WY
Silver Eagle Refining	Woods Cross Refinery	Woods Cross	UT
Sinclair Oil Corporation	Casper Refinery	Casper	WY
Sinclair Oil Corporation	Sinclair Wyoming Refinery	Sinclair	WY
Solenis LLC	Maleic Anhydride Plant	Neal (Kenova)	WV
South Hampton Resources, Inc.	South Hampton Refining Company	Silsbee	TX
South Hampton Res	Trecora Chemical	Pasadena	TX
TPC Group	Houston Operations	Houston	TX
TPC Group	LCO Site	Westlake	LA
TPC Group	Port Neches Operations	Port Neches	TX
Valero Energy Corporation	Benicia Refinery	Benicia	CA
Valero Energy Corporation	Corpus Christi Refinery	Corpus Christi	TX
Valero Energy Corporation	Houston Refinery	Houston	TX



**Occupational Injury & Illness and Process Safety Event
Statistics
AFPM Safety Awards Program
Guidance Document**

**Revision Date:
December 2020**

Valero Energy Corporation	McKee Refinery	Sunray	TX
Valero Energy Corporation	Memphis Refinery	Memphis	TN
Valero Energy Corporation	Meraux Refinery	Chalmette	LA
Valero Energy Corporation	Port Arthur Refinery	Port Arthur	TX
Valero Energy Corporation	St. Charles Refinery	Norco	LA
Valero Energy Corporation	Texas City Refinery	Texas City	TX
Valero Energy Corporation	Three Rivers Refinery	Three Rivers	TX
Valero Energy Corporation	Ardmore Refinery	Ardmore	OK
Valero Energy Corporation	Wilmington Asphalt Refinery	Wilmington	CA
Valero Energy Corporation	Wilmington Refinery	Wilmington	CA
Westlake Chemical Corporation	Aberdeen Plant	Aberdeen	MS
Westlake Chemical Corporation	Calvert City Plant PVC Plant	Calvert City	KY
Westlake Chemical Corporation	Lake Charles (North)	Westlake	LA
Westlake Chemical Corporation	Lake Charles (South)	Westlake	LA
Westlake Chemical Corporation	Longview Plant (TX)	Longview	TX
Westlake Chemical Corporation	Longview Plant (WA)	Longview	WA
Westlake Chemical Corporation	Natrium Plant	New Martinsville	WV
Westlake Chemical Corporation	Plaquemine Plant	Plaquemine	LA
Westlake Chemical Corporation	Westlake Geismar Plant	Geismar	LA
Westlake Chemical Corporation	Westlake Petrochemical Plant	Sulphur	LA