



**Occupational Injury & Illness and Process Safety Event
Statistics
AFPM Safety Awards Program
Guidance Document**

**Revision Date:
December 2018**

Document Administrator: Anna Scherer

Document Type: Guideline

1.0 Introduction

Purpose and Objective:

The AFPM Safety Statistics and Awards Program is part of a comprehensive safety program developed by AFPM's Safety & Health Committee to promote accident prevention in the petroleum refining and petrochemical manufacturing industries as well as the contractors supporting them.

There are three elements of the AFPM Safety Statistics and Awards Program:

- Collection of domestic site's Occupational Injury & Illness statistics (OSHA 300A log) by site for both company employees and contractors (Contractor Aggregate numbers)
- Collection of domestic and international site's ANSI/API recommended practice 754 second edition, APRIL 2016, Process Safety Performance Indicators for the Refining and Petrochemical Industries by site.
- Annual AFPM Awards Program for Regular Operating Members and their Maintenance Contractors

Scope:

The purpose of this document is to provide guidance to petroleum refineries and petrochemical facilities as well as contractors operating in North America on the collection and reporting of Occupational Injury & Illness Statistics, Tier 1 and Tier 2 Process Safety Events, and the annual awards program.

The Guideline is not intended to replace existing reporting or information sharing processes or provide interpretations of compliance with any applicable corporate, federal, state and local regulatory standards.

2.0 Access to the AFPM's Collection Database

2.1 Occupational Injury & Illness Statistics and Awards

Each company is required to assign a Database Administrator who is responsible for assigning individuals within the company access to submit Occupational Injury & Illness Data (OSHA 300A summary log) and apply for applicable safety awards to the database. A company can choose to have a single individual input data for all sites or grant access to individuals at each site to input data.



**Occupational Injury & Illness and Process Safety Event
Statistics
AFPM Safety Awards Program
Guidance Document**

**Revision Date:
December 2018**

The Database Administrator for Occupational Injury & Illness Statistics has the following responsibilities:

- Grants and manages access to individuals within the company so they may submit Occupational Injury and Illness statistics (OSHA 300A log) for both company employees and contractor's aggregate data for each site.
- Grants final approval of all statistics submitted to ensure accuracy including any site level awards and approval of any contractor awards submitted on behalf of the site (Refer to section 4.0 for more information on the awards process).
- Ensures contact information of the site and individuals granted access to the database is correct.

Please send the contact information of the Occupational Injury and Illness Database Administrator to Anna Scherer, ascherer@AFPM.org.

AFPM will hold a webinar **January 8, 2019** to instruct the Database Administrators and other individuals responsible for inputting data on their responsibilities as well as review the submission process (Refer to section 3.1 to review the submission process).

2.2 API 754 Process Safety Event Statistics Collection

Each Company is required to assign a Database Administrator who is responsible for assigning individuals within the company access to submit API 754 Process Safety Event Metrics to the database. A company can choose to have a single individual input data for all sites or grant access to individuals within the company to submit.

The Database Administrator for Process Safety Event (PSE) metrics has the following responsibilities:

- Grants and manages access to individuals within the company to submit Tier 1 and Tier 2 PSEs for all sites.
- Grants final approval of all statistics submitted to ensure accuracy.
- Ensures contact information of the site and individuals granted access to the database is correct.

NOTE: If your company intends on submitting PSE data for your international sites, please email the site name and address to Anna Scherer, ascherer@AFPM.org by **January 7th. We can accept international submissions through either the website or the database. However, there will be less confusion if we know in advance what sites will be submitting.**

Please send the contact information of the API 754 Process Safety Metrics Database Administrator to Anna Scherer, ascherer@AFPM.org.



**Occupational Injury & Illness and Process Safety Event
Statistics
AFPM Safety Awards Program
Guidance Document**

**Revision Date:
December 2018**

2.3 Contractor Safety Achievement Awards

Each contractor company who plans to apply for a Contractor Achievement Award is required to assign a Database Administrator who is responsible for assigning individuals access within the company to apply for Contractor Achievement Awards.

The Contractor Achievement Award Database Administrator is responsible for the following:

- Grants and manages access to individuals within the company to Apply for a Contractor Achievement Award.
- Ensures the application is complete and data submitted is accurate.
- Ensures contact information of the individuals granted access to the database is correct.

3.0 Statistic Collection and Awards Application Process

3.1 Occupational Injury & Illness Statistics

[Safety Portal](#)

Each individual who has access to the database is assigned a username and password.

For each site listed, AFPM is asking for two different data sets, one is the OSHA 300A summary log for company employees and the second is the OSHA 300A summary log for the contractors (Contractor Aggregate).



**Occupational Injury & Illness and Process Safety Event
Statistics
AFPM Safety Awards Program
Guidance Document**

**Revision Date:
December 2018**

	1 Employees	2 Contractor Aggregate
Total Hours Worked	<input type="text"/>	<input type="text"/>
Total Fatalities	<input type="text"/>	<input type="text"/>
Cases w/ Days Away from Work	<input type="text"/>	<input type="text"/>
Cases w/ Job Transfer or Restriction	<input type="text"/>	<input type="text"/>
Recordable cases	<input type="text"/>	<input type="text"/>
Days w/ Job Transfer or Restriction	<input type="text"/>	<input type="text"/>
Days Away from Work	<input type="text"/>	<input type="text"/>

1. Employee Data - In this column, provide safety data for employees only. This data is required to qualify for an award.
2. Contractor Aggregate Data- In this column, provide aggregate totals for all contractors at the respective plant. **This data is required to qualify for an award.**

The information requested by AFPM is consistent with the OSHA recordkeeping rule 29 CFR 1904, effective as of January 1, 2002 and is the exact data found on a site’s OSHA 300A Summary log.



**Occupational Injury & Illness and Process Safety Event
Statistics
AFPM Safety Awards Program
Guidance Document**

**Revision Date:
December 2018**

SCREENING CRITERIA

In order to qualify for the Safety Achievement Award, a facility must first pass the following screening criteria.

1. A location must achieve the following requirements for the calendar year:
 - a. an employee & contractor aggregate total recordable incidence rate (TRIR) of 0.35 or less

2. A location must have had no employee workplace related fatalities and no non-employee (contractor, visitor, etc.) workplace related fatalities for the reporting year.

A location must answer NO to the following questions to pass the screening criteria and be eligible to apply for the Safety Achievement award:

3. Did the location experience an injury to a company employee that required hospitalization (admitted for treatment) during the evaluation period?

4. Did the location experience a company employee recordable injury where any of the following caused or contributed to the injury during the evaluation year?
 - Failure to isolate hazardous energy (lockout/tagout)
 - Opening process equipment not properly prepared for maintenance

Number of Cases

Total number of deaths	Total number of cases with days away from work	Total number of cases with job transfer or restriction	Total number of other recordable cases
_____	_____	_____	_____
(G)	(H)	(I)	(J)

Number of Days

Total number of days away from work	Total number of days of job transfer or restriction
_____	_____
(K)	(L)

3.1.1 Safety Awards Application Process



**Occupational Injury & Illness and Process Safety Event
Statistics
AFPM Safety Awards Program
Guidance Document**

**Revision Date:
December 2018**

Individuals who have access to submit Occupational Injury and Illness statistics will also have the option to apply for AFPM Safety Awards (Reference Section 4.0 for award criteria) in addition to the responsibility of approving Contractor Achievement Awards for the sites.

To apply for a safety award, click on the ‘Apply’ tab to enter the awards application page. See graphic below.

Award Applications

[Apply for Awards](#)

Note: You must [submit your Injury & Illness Data](#) prior to applying for awards.

Distinguished Safety Award

Plant Name (ID)	Application Date	Status	
Houston Refinery (94)	1/11/2017	Pending	Edit

Award for Safety Achievement

Plant Name (ID)	Application Date	Status	Flags Ordered
Houston Refinery (94)	1/11/2017	Pending	19

Message from AFPM

The collection of plant I&I & PSE Safety Stats submissions is now CLOSED.

Contact Anna Scherer, safetyportal@afpm.org, if you have any questions.

Stat Pack [Refresh Counts](#)

1. **Apply for an Award** - Click on the Apply link next to the appropriate award to submit an application. **All** awards can be applied for online which includes: the Distinguished Safety Award, Safety Achievement Award and the Contractor Achievement Award.

3.1.2 Approving Contractor Achievement Award Applications

AFPM member maintenance contractor companies that work at least **20,000 hours** and complete the below information from their OSHA 300A log on the AFPM Safety Portal can apply for the Contractor Safety Achievement Award.



Contractor Awards
Criteria 2018.docx

Contractors apply for these awards during the month of January and February of each year. Once the site is closed to applications, each company will have the opportunity to approve or deny each award. Just because a contractor qualifies for the award doesn't mean the site has to grant the award. This is left up to the discretion of the site and the company.



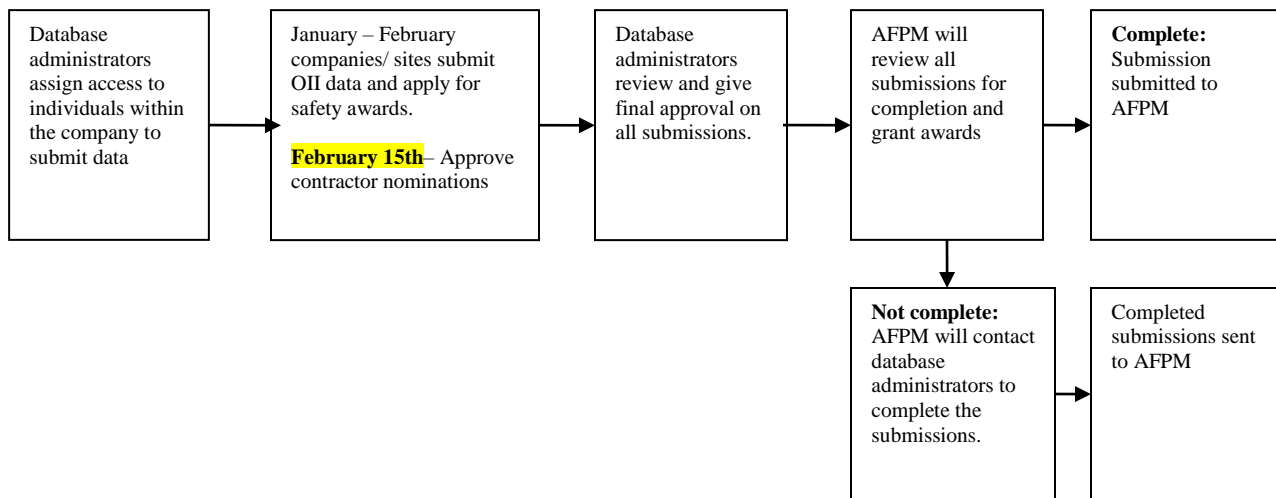
**Occupational Injury & Illness and Process Safety Event
Statistics
AFPM Safety Awards Program
Guidance Document**

**Revision Date:
December 2018**

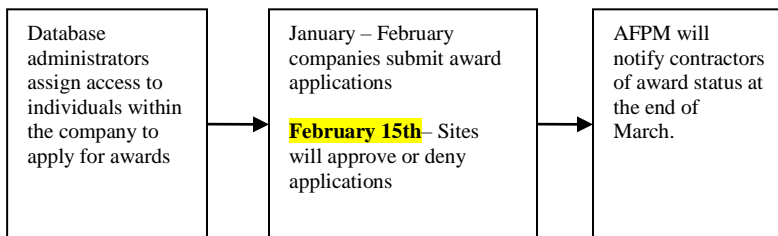
AFPM will email all contacts that have access to this portion of the database notifying them that they need to approve or deny all contractor awards.

To approve or deny a contractor achievement award, click on the pencil to the left of the date. A pop-up box will open with the statistics, severity screening data, and participation and best practices submitted by the contractor. Either check the box to approve or deny the award, sign your name and contact information and press submit. You must perform this process for all applications with the status of ‘pending.’

3.1.3 OII Review and Approval Process



3.1.4 Contractor Awards Submittal and Approval Process



3.2 Process Safety Event Data Submission

[Safety Portal](#)



**Occupational Injury & Illness and Process Safety Event
Statistics
AFPM Safety Awards Program
Guidance Document**

**Revision Date:
December 2018**

Each individual who has access to the database is assigned a username and password.

A company can either submit all of their site's PSEs through the designated Excel form or they can submit PSEs one site at a time through the online form.

2018 PSE Spreadsheet
(Attached in Email)

To submit through the Excel file, companies must input a single line for each Tier 1 and Tier 2 PSE on the Event and Consequence tab of the spreadsheet. On the Facility Information tab, there is a column to the far right of the spreadsheet to indicate no Tier 1 PSE, no Tier 2 PSE, or neither for a particular facility. AFPM accepts ONLY refining and petrochemical manufacturing site data. We do not collect data from pipelines or terminals.

To submit PSEs one site at a time, through the database, click on arrow next to the site you want to submit for.



**Occupational Injury & Illness and Process Safety Event
Statistics
AFPM Safety Awards Program
Guidance Document**

**Revision Date:
December 2018**

1. Submit Plant Data- Fill out the three fields (Employee Hours, Contractor Hours, and Refinery Capacity) and submit the data. You must do this before you can add any process safety events (see #2 below).
2. Add Process Safety Event- After submitting the data in #1 above, click the New Event button to record a process safety event for the plant. After filling in all of the relevant data fields, click the Submit button all the way at the bottom of the form to submit your data. Repeat this process until you have finished adding all of the events. When finished Adding New Events, click the Finish and Close Window button to complete the process.
Note: The red X next to each event allows you to delete that particular event.
3. Consequences: List all consequences related to the specific Tier 1 or Tier 2 Event, but only the consequences for that tier. For example, if you had a Tier 1 event, only list the consequences that meet the Tier 1 criteria for the event. Do not list Tier 2 consequences in Tier 1 except for those related to human impact (i.e. employee, contractor, or sub-contractor recordable injuries).
 - a. Exception: If event is a fire/explosion, chemical-released quantity is not required as chemical is consumed by fire/explosion. However, if fire/explosion results in secondary release points, report threshold quantities of other chemicals released.

References for Reporting Process Safety Events:

Information on Tier 1 and Tier 2 Process Safety Indicator Definitions and examples of PSEs:

- ANSI/API Recommended Practice 754, *Process Safety Indicators for the Refining and Petrochemical Industries*, 2016. (Find API RP 754 at: <http://publications.api.org/Default.aspx>)

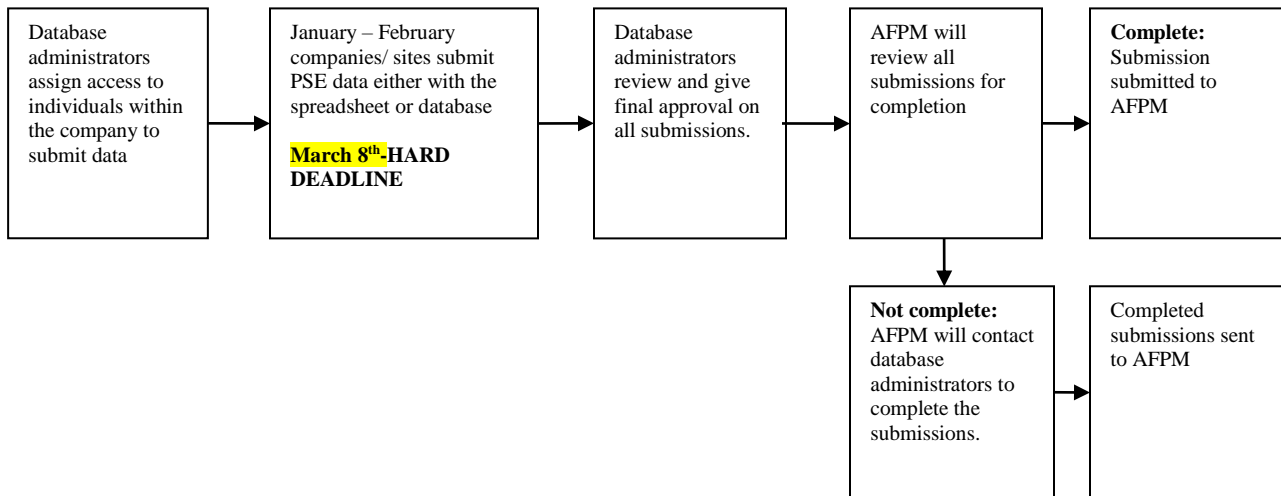


**Occupational Injury & Illness and Process Safety Event
Statistics
AFPM Safety Awards Program
Guidance Document**

**Revision Date:
December 2018**

AFPM Guide to Reporting Process Safety Events reference section

3.2.1 PSE Submittal and Review Process



3.3 Contractors Applying for a Contractor Achievement Award

AFPM member maintenance contractor companies who work at least **20,000 hours** at an eligible (See section 4.4 for more details of this award).

[Safety Portal](#)

If you are granted access by your company database administrator, you will receive a username and password.

To apply, pick the company and site from the list and submit the OSHA 300A Summary log for your company working at that site and designate how many flags you would like to order for that award.

The refining or petrochemical company will be notified at the beginning of February 2019 of the application and will approve or deny the application.



**Occupational Injury & Illness and Process Safety Event
Statistics
AFPM Safety Awards Program
Guidance Document**

**Revision Date:
December 2018**

4.0 Award Criteria

See Appendix 2 for a complete listing of AFPM member companies and their sites.

DSA Application
(Attached in Email)

4.1 Distinguished Safety Award

The AFPM Distinguished Safety Award (DSA) is the association's most prestigious safety award that addresses both occupational and process safety. The application for the DSA includes both qualitative and quantitative components.

A Selection Committee made up of Safety professionals reviews and discusses each application. Applicants may receive the following awards based on their applications. Sites that are in the running for the DSA and the Gold award will be asked to attend an in-person interview at the APFPM Annual Meeting, March 18, 2019.

- The Distinguished Safety Award represents the top 1 or 2 sites in industry that have demonstrated exemplary, long-term sustainable safety performance, program innovation, and leadership.
- The Elite Gold recipients represent the top 1% in industry that have demonstrated superior and consistent safety performance, program innovation, and leadership.
- The Elite Silver recipients represent the top 5% in industry that have attained top industry safety performance for the application year and have demonstrated excellent program innovation and leadership over time.

SCREENING CRITERIA (PART A)

In order to qualify for the DSA, a facility must first pass the following screening criteria.

- a. A location must achieve the following requirements for the calendar year:
 - a. an employee total recordable incidence rate (TRIR) of 0.30 or less,
 - b. a contractor total recordable incidence rate (TRIR) of 0.30 or less,



**Occupational Injury & Illness and Process Safety Event
Statistics
AFPM Safety Awards Program
Guidance Document**

**Revision Date:
December 2018**

- b. A location must have had no employee workplace related fatalities and no non-employee (contractor, visitor, etc.) workplace related fatalities for the previous five consecutive years.

A location must answer **NO** to the following questions to pass the screening criteria and be eligible to apply for the DSA award:

- c. Did the location experience a community evacuation or sheltering event, or worker/contractor hospitalization (admitted for treatment) during the evaluation period?
- d. Did the location experience a recordable injury where any of the following caused or contributed to the injury during the evaluation year?
- Failure to isolate hazardous energy (lockout/tagout)
 - Opening process equipment not properly prepared for maintenance
 - Improperly prepared or hazardous confined Space
 - Improperly prepared or hazardous excavation
 - Any falls from height (>4 feet)
 - Any Tier 1 or 2 Process Safety Event (PSE)
 - Contact/exposure to hazardous materials (physical and chemical)
 - H2S, HF, Hydrocarbons, Corrosives, Electricity, Radiation, Excessive Heat, etc.
 - Any crane or rigging failure
- e. Did the location have any API RP Tier 1 Process Safety Events (PSE) that **required** notification to the National Response Center during the evaluation year?
- a. PSE requirements, No Tier 1 or 2 PSEs that resulted in a recordable injury
 - b. No Tier 1 events that required notification to the National Response Center

For the written portion of this application please adhere to the page limit listed for each section with a maximum of 21 pages **TOTAL** for the application. Responses that go over the 21-page limit will be deducted one point from the applications overall score. It is recommended to bullet point responses where appropriate.

Selection Criteria

After passing the screening criteria, the candidate facility's overall safety performance record will be evaluated by the selection committee based on the applicant's written application.

AWARD LEVELS

- Distinguished Safety Award (Top 1-2 applicants)



**Occupational Injury & Illness and Process Safety Event
Statistics
AFPM Safety Awards Program
Guidance Document**

**Revision Date:
December 2018**

- Elite Gold Award (Top 1%)
- Elite Silver Award (Top 5%)

Applicants who do not receive the DSA may be considered for the Elite Safety Gold or Silver Awards which represents the top one to five percent of industry top safety performers. These awards are presented to those DSA applicants that pass the DSA Screening Criteria and in the judgment of the Selection Committee, have exhibited superior and excellent safety performance and program innovation.

DSA COINS

Distinguished Safety Award winners along with the Elite Gold and Silver award winners will be given the opportunity to order special DSA coins for their winning sites. The coins will be made to order with a 50-count minimum and will range in price from \$3.00 - \$6.00 per coin depending on how large an order is made. After the winners are selected, you will be contacted by an AFPM staff member to inquire as to whether your site would like to order coins.

DSA Hard Hat Decals

Distinguished Safety Award winners along with the Elite Gold and Silver award winners will be given the opportunity to order special DSA hard hat decals for their winning sites. The decals will be made to order with a 50-count minimum and will range in price from \$.75 - \$4.00 per 50 – count order depending on how large an order is made. After the winners are selected, you will be contacted by an AFPM staff member to inquire as to whether your site would like to order decals.

4.2 Safety Achievement Award

In order to qualify for the **Safety Achievement Award**, a facility must first pass the following screening criteria.

1. A location must achieve the following requirements for the calendar year:
employee & contractor aggregate total recordable incidence rate (TRIR) of 0.35 or less
2. A location must have had no employee workplace related fatalities and no non-employee (contractor, visitor, etc.) workplace related fatalities for the reporting year.
 - a. *A location must answer **NO** to the following questions to pass the screening criteria and be eligible to apply for the Safety Achievement award:*
3. Did the location experience an injury to a **company employee** that required hospitalization (admitted for treatment) during the evaluation period?



**Occupational Injury & Illness and Process Safety Event
Statistics
AFPM Safety Awards Program
Guidance Document**

**Revision Date:
December 2018**

4. Did the location experience a **company employee** recordable injury where any of the following caused or contributed to the injury during the evaluation year?

- Failure to isolate hazardous energy (lockout/tagout)
- Opening process equipment not properly prepared for maintenance
- Improperly prepared or hazardous confined Space
- Improperly prepared or hazardous excavation
- Any falls from height (>4 feet)
- Any Tier 1 or 2 Process Safety Event (PSE)
- Contact/exposure to hazardous materials (physical and chemical)
 - H2S, HF, Hydrocarbons, Corrosives, Electricity, Radiation, Excessive Heat, etc.
- Any crane or rigging failure

5. Did the location experience a community evacuation or sheltering event during the evaluation period?

6. Did the location have any API RP Tier 1 Process Safety Events (PSE) that **required** notification to the National Response Center during the evaluation year?

A site that applies for this award has the option of purchasing an award banner at the cost of **\$110.00** for each banner or hard hat decals that will be sold in increments of 50 for **\$20.00** per 50. The site will be invoiced upon receiving their awards in May.

4.3 Contractor Safety Achievement Award

This award recognizes maintenance contractors working a minimum of **20,000 hours** per calendar year at a regular member facility.

Section 1: Injury & Illness Data	
The contractor company at the location submits this information for data analysis only	
Total Hours Worked	
Total Fatalities (G)	
Cases with Days Away From Work (H)	
Cases with Job Transfer or Restriction (I)	
Other Recordable Cases (J)	
Days Away From Work (K)	
Days with Transfer or Restriction (L)	

American Fuel & Petrochemical Manufacturers



Occupational Injury & Illness and Process Safety Event Statistics AFPM Safety Awards Program Guidance Document

Revision Date:
December 2018

DART		
Total Recordable Incident Rate		
Section 2: Incident Severity Screening Criteria		
The contractor company at the location must answer NO to the following questions to be eligible for the award		
Did the contractor company at the location experience an event where an employee was hospitalized (admitted for treatment) during the evaluation period?	Yes	No
Did the contractor company at the location experience an event where an employee had an amputation during the evaluation period?	Yes	No
Did the contractor company at the location experience an event that resulted in a workplace fatality?	Yes	No
Did the contractor company at the location experience a recordable injury where any of the following caused or contributed to the injury during the evaluation period:	Yes	No
<ul style="list-style-type: none"> • Failure to verify hazardous energy isolation (lockout/tag out)? • Opening process equipment not properly prepared for maintenance? • Improperly prepared or hazardous confined space? • Improperly prepared or hazardous excavation? • Any falls from height (>4 feet)? • Contact/exposure to hazardous materials (physical and chemical) such as: H2S, HF, Hydrocarbons, Corrosives, Electricity, Radiation, Excessive Heat, Etc.? • Any crane or rigging failure? 		
Section 3: Participation and Best Practices		
The contractor company at the location must meet a minimum score of 50 points to be eligible to apply for the award		
Site Safety Processes / Initiatives (Contractor Safety Forums, Focus Teams, etc.)		
<ul style="list-style-type: none"> • Implements timely with an active participation level in the development/deployment 		10
<ul style="list-style-type: none"> • Implements as required with no additional involvement 		5
<ul style="list-style-type: none"> • Doesn't support or promote with minimal required participation 		0
Audit Process / Employee Observation		
<ul style="list-style-type: none"> • Most employees and supervisors are involved and follow-ups are completed with action plans 		10
<ul style="list-style-type: none"> • Good involvement but no formal follow-up 		5
<ul style="list-style-type: none"> • No program in place 		0
Short Service Worker / Mentoring Process		
<ul style="list-style-type: none"> • Formal mentorship program/process for new employees 		10
<ul style="list-style-type: none"> • Informal mentoring process 		5
<ul style="list-style-type: none"> • No program in place 		0
Near Miss Reporting Program		
<ul style="list-style-type: none"> • Actively reports near misses with a reporting process that includes high potential and significant events 		10
<ul style="list-style-type: none"> • Informal near miss reporting process 		5
<ul style="list-style-type: none"> • No program in place 		0
Frontline Leadership Program – NEW Added for 2018 Submission Criteria		
<ul style="list-style-type: none"> • Formal Frontline Leadership/Supervisor Development Program 		10
<ul style="list-style-type: none"> • Informal Frontline Leadership Program 		5
<ul style="list-style-type: none"> • No Program in place 		0
VPP		
<ul style="list-style-type: none"> • OSHA VPP Recognition (Star, Demonstration, Mobile Workforce, Challenge, SHARP) 		10
<ul style="list-style-type: none"> • VPP Application Submitted / In Process 		5
<ul style="list-style-type: none"> • No Participation 		0



**Occupational Injury & Illness and Process Safety Event
Statistics
AFPM Safety Awards Program
Guidance Document**

**Revision Date:
December 2018**

The contractor’s application must be approved by a regular member facility after the OSHA 300A Summary log information has been submitted. See Appendix 2 for a complete listing of eligible sites.

APPENDIXES

Appendix 1 – References and Resources for API 754

Appendix 2 – AFPM Member Companies and Sites

Appendix 1 - References for reporting Process Safety Events:

Information on Tier 1 and Tier 2 Process Safety Indicator Definitions and examples of PSEs:

- ANSI/API Recommended Practice 754, *Process Safety Indicators for the Refining and Petrochemical Industries*, 2016. (Find API RP 754 at: <http://publications.api.org/Default.aspx>)

Appendix 2 - Listing of AFPM Member Sites by Company (Only domestic sites are eligible for awards)

Site Name	Company	City	State
Bayport Plant	Albemarle Corporation	Pasadena	TX
Orangeburg Plant	Albemarle Corporation	Orangeburg	SC
Pasadena Plant	Albemarle Corporation	Pasadena	TX
American Refining Group	American Refining Group, Inc.	Bradford	PA
Freeport Site	BASF Corporation	Freeport	TX
Geismar Works	BASF Corporation	Geismar	LA
Pasadena CPN	BASF Corporation	Pasadena	TX
Port Arthur Plant	BASF Corporation	Port Arthur	TX
Big West Oil	Big West Oil, LLC	North Salt Lake	UT
Cooper River Plant	BP Petrochemicals	Wando	SC
Texas City Chemical Plant	BP Petrochemicals	Texas City	TX
BP Whiting Refinery	BP Products North America	Whiting	IN
Cherry Point Refinery	BP Products North America	Blaine	WA
BP - Toledo Business Unit	BP Products North America	Toledo	OH
LaPorte Plant	Braskem America, Inc.	LaPorte	TX
Marcus Hook - Polymers Plant	Braskem America, Inc.	Marcus Hook	PA
Neal Plant	Braskem America, Inc.	Kenova	WV

American Fuel & Petrochemical Manufacturers



**Occupational Injury & Illness and Process Safety Event
Statistics
AFPM Safety Awards Program
Guidance Document**

**Revision Date:
December 2018**

Oyster Creek Plant	Braskem America, Inc.	Freeport	TX
Seadrift Plant	Braskem America, Inc.	North Seadrift	TX
Technology and Innovation Center	Braskem America, Inc.	Pittsburgh	PA
Bartlesville-Research and Technology Center	Chevron Phillips Chemical Company LP	Bartlesville	OK
Borger Plant	Chevron Phillips Chemical Company LP	Borger	TX
Cedar Bayou Chemical Complex	Chevron Phillips Chemical Company LP	Baytown	TX
Drilling Specialties Alamo Plant	Chevron Phillips Chemical Company LP	Conroe	TX
Orange Plant	Chevron Phillips Chemical Company LP	Orange	TX
Pasadena Plastics Complex	Chevron Phillips Chemical Company LP	Pasadena	TX
Port Arthur Plant	Chevron Phillips Chemical Company LP	Port Arthur	TX
Sweeny/Old Ocean Complex	Chevron Phillips Chemical Company LP	Sweeny	TX
El Segundo Refinery	Chevron U.S.A. Inc.	El Segundo	CA
Pascagoula Refinery	Chevron U.S.A. Inc.	Pascagoula	MS
Chevron Richmond	Chevron U.S.A. Inc.	Richmond	CA
Salt Lake Refinery	Chevron U.S.A. Inc.	Salt Lake City	UT
Laurel Refinery	CHS Inc.	Laurel	MT
McPherson Refinery	CHS Inc.	McPherson	KS
Corpus Christi Refinery	CITGO Petroleum Corporation	Corpus Christi	TX
Lake Charles Manufacturing Complex	CITGO Petroleum Corporation	Lake Charles	LA
Lemont Refinery	CITGO Petroleum Corporation	Lemont	IL
Fortier Plant	Cornerstone Chemical	Westwego	LA
Mt. Vernon Refinery	Countrymark Cooperative Holding Corporation	Mt. Vernon	IN
Coffeyville Refinery	CVR Energy, Inc.	Coffeyville	KS
Wynnewood Refining Company LLC	CVR Energy, Inc.	Wynnewood	OK
Bakersfield Refinery	Delek US	Bakersfield	CA
Big Spring Refinery	Delek US	Big Spring	TX
El Dorado Refinery	Delek US	El Dorado	AR
Krotz Springs Refinery	Delek US	Krotz Springs	LA
Paramount Refinery	Delek US	Paramount	CA
Tyler Refinery	Delek US	Tyler	TX
Anniston Site	Eastman Chemical Company	Anniston	AL



**Occupational Injury & Illness and Process Safety Event
Statistics
AFPM Safety Awards Program
Guidance Document**

**Revision Date:
December 2018**

Chestertown Site	Eastman Chemical Company	Chestertown	MD
Escambia Plant	Eastman Chemical Company	Pace	FL
Jefferson Site	Eastman Chemical Company	Jefferson Hills	PA
Kingsport Plant	Eastman Chemical Company	Kingsport	TN
Linden Site	Eastman Chemical Company	Linden	NJ
Monongahela Site	Eastman Chemical Company	Monongahela	PA
Pace Site	Eastman Chemical Company	Pace	FL
Sauget Site	Eastman Chemical Company	Sauget	IL
St. Gabriel Site	Eastman Chemical Company	St. Gabriel	LA
Texas City Plant	Eastman Chemical Company	Texas City	TX
Texas Operations - Longview	Eastman Chemical Company	Longview	TX
Trenton Site	Eastman Chemical Company	Trenton	MI
Mont Belvieu Complex	Enterprise Products Operating LLC	Mont Belvieu	TX
Ergon Refining, Inc. Vicksburg, Mississippi	Ergon, Inc.	Vicksburg	MS
Ergon West Virginia Inc. - Newell Refinery	Ergon, Inc.	Newell	WV
Baton Rouge Refinery	Exxon Mobil Corporation	Baton Rouge	LA
Baytown Refinery	Exxon Mobil Corporation	Baytown	TX
Beaumont Refinery	Exxon Mobil Corporation	Beaumont	TX
Billings Refinery	Exxon Mobil Corporation	Billings	MT
Joliet Refinery	Exxon Mobil Corporation	Joliet	IL
Baton Rouge Chemical Plant	ExxonMobil Chemical Company	Baton Rouge	LA
Baton Rouge Plastics Plant	ExxonMobil Chemical Company	Baton Rouge	LA
Baton Rouge Polyolefins Plant	ExxonMobil Chemical Company	Baton Rouge	LA
Baytown Chemical Plant	ExxonMobil Chemical Company	Baytown	TX
Baytown Olefins Plant	ExxonMobil Chemical Company	Baytown	TX
Beaumont Chemical Plant	ExxonMobil Chemical Company	Beaumont	TX
Beaumont Polyethylene Plant	ExxonMobil Chemical Company	Beaumont	TX
Edison Chemical Specialties Plant	ExxonMobil Chemical Company	Edison	NJ
Mont Belvieu Plastics Plant	ExxonMobil Chemical Company	Mont Belvieu	TX
Pensacola Specialty Elastomer Plant	ExxonMobil Chemical Company	Cantonment	FL
Houston Chemical	Flint Hills Resources Houston Chemical LLC	Houston	TX

American Fuel & Petrochemical Manufacturers



**Occupational Injury & Illness and Process Safety Event
Statistics
AFPM Safety Awards Program
Guidance Document**

**Revision Date:
December 2018**

Corpus Christi Complex	Flint Hills Resources, LP	Corpus Christi	TX
Flint Hills Resources LP Joliet Facility	Flint Hills Resources, LP	Joliet	IL
Longview Polypropylene Facility	Flint Hills Resources, LP	Longview	TX
Peru Plant	Flint Hills Resources, LP	Peru	IL
Pine Bend Refinery	Flint Hills Resources, LP	St. Paul	MN
Flint Hills Resources Port Arthur, LLC	Flint Hills Resources, LP	Port Arthur	TX
Delaware Plant	Formosa Plastics Corporation, USA	Delaware City	DE
Louisiana Plant	Formosa Plastics Corporation, USA	Baton Rouge	LA
Point Comfort Facility	Formosa Plastics Corporation, USA	Point Comfort	TX
Cheyenne Refinery	HollyFrontier Corporation	Cheyenne	WY
El Dorado Refinery	HollyFrontier Corporation	El Dorado	KS
Navajo Refinery	HollyFrontier Corporation	Artesia	NM
Tulsa Refinery	HollyFrontier Corporation	Tulsa	OK
Woods Cross Refinery	HollyFrontier Corporation	Woods Cross	UT
Orange Plant	Honeywell Inc.	Orange	TX
Shreveport Plant	Honeywell UOP	Shreveport	LA
Houston Refinery	Houston Refining, LP	Houston	TX
Sandersville Refinery	Hunt Refining Company	Sandersville	MS
Tuscaloosa Refinery	Hunt Refining Company	Tuscaloosa	AL
Conroe Plant	Huntsman Corporation	Conroe	TX
Dayton Plant	Huntsman Corporation	Dayton	TX
Geismar Plant	Huntsman Corporation	Geismar	LA
Houston (Oxid) Site	Huntsman Corporation	Houston	TX
Huntsman Advanced Technology Center	Huntsman Corporation	The Woodlands	TX
Huntsman Freeport Ethyleneamines Plant	Huntsman Corporation	Freeport	TX
McIntosh Advanced Materials Site	Huntsman Corporation	McIntosh	AL
Port Neches Performance Products (PNPP)	Huntsman Corporation	Port Neches	TX
Ringwood Site	Huntsman Corporation	Ringwood	IL
The Lima Refining Company	Husky Energy	Lima	OH
Superior Refinery	Husky Energy	Superior	WI

American Fuel & Petrochemical Manufacturers



**Occupational Injury & Illness and Process Safety Event
Statistics
AFPM Safety Awards Program
Guidance Document**

**Revision Date:
December 2018**

Battleground Manufacturing Complex	INEOS Olefins & Polymers USA	La Porte	TX
Bayport Plant	INEOS Olefins & Polymers USA	Pasadena	TX
Carson Polypropylene Plant	INEOS Olefins & Polymers USA	Carson	CA
Cedar Bayou Plant	INEOS Olefins & Polymers USA	Baytown	TX
Channahon Plant	INEOS Olefins & Polymers USA	Channahon	IL
Chocolate Bayou Oligomers	INEOS Olefins & Polymers USA	Alvin	TX
Chocolate Bayou Works O&P	INEOS Olefins & Polymers USA	Alvin	TX
Decatur Plant	INEOS Olefins & Polymers USA	Decatur	AL
Green Lake Chemical Plant	INEOS Olefins & Polymers USA	Port Lavaca	TX
INEOS ABS USA Plant	INEOS Olefins & Polymers USA	Addyston	OH
Lima Chemical Plant	INEOS Olefins & Polymers USA	Lima	OH
Texas City Plant	INEOS Olefins & Polymers USA	Texas City	TX
INVISTA La Porte	INVISTA	La Porte	TX
INVISTA-Orange Site	INVISTA	Orange	TX
Victoria Plant	INVISTA	Victoria	TX
Wilmington Plant	INVISTA	Wilmington	NC
Bayport Choate Plant	LyondellBasell Industries	Pasadena	TX
Bayport Polymers Plant	LyondellBasell Industries	Pasadena	TX
Bayport Underwood Plant	LyondellBasell Industries	Pasadena	TX
Channelview Chemical Complex	LyondellBasell Industries	Channelview	TX
Chocolate Bayou Polymers Plant	LyondellBasell Industries	Alvin	TX
Clinton Complex	LyondellBasell Industries	Clinton	IA
Corpus Christi Complex	LyondellBasell Industries	Corpus Christi	TX
Edison Plant	LyondellBasell Industries	Edison	NJ
La Porte Complex	LyondellBasell Industries	Deer Park	TX
Lake Charles Polymers Plant	LyondellBasell Industries	Lake Charles	LA
Matagorda Complex	LyondellBasell Industries	Bay City	TX
Morris Complex	LyondellBasell Industries	Morris	IL
Newark Plant	LyondellBasell Industries	Newark	NJ
Tuscola Plant	LyondellBasell Industries	Tuscola	IL
Victoria Plant	LyondellBasell Industries	Victoria	TX
Anacortes Refinery	Marathon Petroleum Corporation	Anacortes	WA
Dickinson Refinery	Marathon Petroleum Corporation	Dickinson	ND
El Paso Refinery	Marathon Petroleum Corporation	El Paso	TX

American Fuel & Petrochemical Manufacturers



**Occupational Injury & Illness and Process Safety Event
Statistics
AFPM Safety Awards Program
Guidance Document**

**Revision Date:
December 2018**

Gallup Refinery	Marathon Petroleum Corporation	Gallup	NM
Martinez Refinery	Marathon Petroleum Corporation	Martinez	CA
Kenai Refinery	Marathon Petroleum Corporation	Kenai	AK
Los Angeles Refinery	Marathon Petroleum Corporation	Wilmington	CA
Mandan Refinery	Marathon Petroleum Corporation	Mandan	ND
Salt Lake City Refinery	Marathon Petroleum Corporation	Salt Lake City	UT
St. Paul Park Refinery	Marathon Petroleum Corporation	Saint Paul Park	MN
Canton Refinery	Marathon Petroleum Corporation	Canton	OH
Catlettsburg Refining, LLC	Marathon Petroleum Corporation	Catlettsburg	KY
Galveston Bay Refinery	Marathon Petroleum Corporation	Texas City	TX
Louisiana Refinery	Marathon Petroleum Corporation	Garyville	LA
Michigan Refining Division	Marathon Petroleum Corporation	Detroit	MI
Robinson Illinois Refinery	Marathon Petroleum Corporation	Robinson	IL
Trainer Refinery	Monroe Energy, LLC	Trainer	PA
Port Arthur Refinery	Motiva Enterprises LLC	Port Arthur	TX
Freeport Plant	NALCO Champion	Freeport	TX
Fresno Plant	NALCO Champion	Fresno	TX
Sugar Land Plant	NALCO Champion	Sugar Land	TX
Beaver Valley Site	NOVA Chemicals Corporation	Monaca	PA
Geismar Olefins Plant	NOVA Chemicals Corporation	Geismar	LA
Painesville Plant	NOVA Chemicals Corporation	Painesville	OH
Houston Operations - LaPorte VCM Site	Occidental Chemical Corporation	Deer Park	TX
Houston Operations - Pasadena PVC Site	Occidental Chemical Corporation	Pasadena	TX
Houston Operations-Deer Park PVC Site	Occidental Chemical Corporation	Deer Park	TX
Houston Operations-Deer Park VCM Site	Occidental Chemical Corporation	Deer Park	TX
Ingleside Plant	Occidental Chemical Corporation	Ingleside	TX
Olin Augusta	Olin Chlor Alkali Products and Vinyls	Augusta	GA
Freeport Site	Olin Chlor Alkali Products and Vinyls	Freeport	TX
Niagara Site	Olin Chlor Alkali Products and Vinyls	Niagara Falls	NY
Olin Charleston	Olin Chlor Alkali Products and Vinyls	Charleston	TN
Olin Henderson	Olin Chlor Alkali Products and Vinyls	Henderson	NV
Olin McIntosh	Olin Chlor Alkali Products and Vinyls	McIntosh	AL
Olin Niagara Falls	Olin Chlor Alkali Products and Vinyls	Niagara Falls	NY



**Occupational Injury & Illness and Process Safety Event
Statistics
AFPM Safety Awards Program
Guidance Document**

**Revision Date:
December 2018**

Olin Santa Fe Springs	Olin Chlor Alkali Products and Vinyls	Santa Fe Springs	CA
Olin St. Gabriel	Olin Chlor Alkali Products and Vinyls	St. Gabriel	LA
Olin Tracy	Olin Chlor Alkali Products and Vinyls	Tracy	CA
Plaquemine Plant	Olin Chlor Alkali Products and Vinyls	Plaquemine	LA
Bay City Plant	Oxea Corporation	Bay City	TX
Newcastle Refinery	Par Petroleum LLC	Newcastle	WY
Par Hawaii Refining	Par Petroleum LLC	Kapolei	HI
Pasadena Refinery	Pasadena Refining System, Inc.	Pasadena	TX
Chalmette Refinery	PBF Energy Inc.	Chalmette	LA
Delaware City Refinery	PBF Energy Inc.	Delaware City	DE
Paulsboro Refinery	PBF Energy Inc.	Paulsboro	NJ
Toledo Refining Company LLC	PBF Energy Inc.	Toledo	OH
Torrance Refinery	PBF Energy Inc.	Torrance	CA
Alliance Refinery	Phillips 66	Belle Chasse	LA
Bayway Refinery	Phillips 66	Linden	NJ
Billings Refinery	Phillips 66	Billings	MT
Ferndale Refinery	Phillips 66	Ferndale	WA
Lake Charles Manufacturing Complex	Phillips 66	Westlake	LA
Los Angeles Refinery	Phillips 66	Wilmington	CA
Ponca City Refinery	Phillips 66	Ponca City	OK
San Francisco Refinery - Rodeo	Phillips 66	Rodeo	CA
Santa Maria Facility	Phillips 66	Arroyo Grande	CA
Sweeny Complex	Phillips 66	Old Ocean	TX
Wood River Refinery	Phillips 66	Roxana	IL
WRB Refining, LLC - Borger Refinery	Phillips 66	Borger	TX
Placid Refining Company LLC	Placid Refining Company	Port Allen	LA
Ottawa Site	SABIC	Ottawa	IL
Convent Refinery	Shell Oil Products U.S.	Convent	LA
Deer Park Chemical Plant	Shell Oil Products U.S.	Deer Park	TX
Deer Park Refinery	Shell Oil Products U.S.	Deer Park	TX
Geismar Plant	Shell Oil Products U.S.	Geismar	LA
Mobile Site	Shell Oil Products U.S.	Saraland	AL
Norco Chemical Plant	Shell Oil Products U.S.	Norco	LA



**Occupational Injury & Illness and Process Safety Event
Statistics
AFPM Safety Awards Program
Guidance Document**

**Revision Date:
December 2018**

Norco Refinery	Shell Oil Products U.S.	Norco	LA
Puget Sound Refinery	Shell Oil Products U.S.	Anacortes	WA
Sewaren Plant	Shell Oil Products U.S.	Sewaren	NJ
Shell Martinez Refinery	Shell Oil Products U.S.	Martinez	CA
Casper Refinery	Sinclair Oil Corporation	Evansville	WY
Sinclair Wyoming Refinery	Sinclair Oil Corporation	Sinclair	WY
Maleic Anhydride Plant	Solenis	Neal (Kenova)	WV
South Hampton Refining Company	South Hampton Resources, Inc.	Silsbee	TX
Trecora Chemical Plant	South Hampton Resources, Inc.	Pasadena	TX
Commerce City Refinery	Suncor Energy, Inc.	Commerce City	CO
ALLYN'S POINT Site	The Dow Chemical Company	ALLYN'S POINT	CT
Bayport Plant	The Dow Chemical Company	La Porte	TX
Beaumont Site	The Dow Chemical Company	Nederland	TX
Bristol Site	The Dow Chemical Company	Bristol	PA
Burley Site	The Dow Chemical Company	Burley	ID
CARROLLTON Site	The Dow Chemical Company	Carrollton	KY
Charlotte Site	The Dow Chemical Company	Charlotte	NC
Copley Site	The Dow Chemical Company	Copley	OH
CROYDON Site	The Dow Chemical Company	CROYDON	PA
Dalton Site	The Dow Chemical Company	Dalton	GA
Deer Park Plant	The Dow Chemical Company	Deer Park	TX
Seadrift Plant	The Dow Chemical Company	Port Lavaca	TX
St. Charles Operations	The Dow Chemical Company	Hahnville	LA
Texas City Plant	The Dow Chemical Company	Texas City	TX
West Virginia Operations	The Dow Chemical Company	South Charleston	WV
Dow Texas Operations	The Dow Chemical Company	Freeport	TX
ELIZABETHTOWN DCC Site	The Dow Chemical Company	ELIZABETHTOWN DCC	KY
Elk Grove Village Site	The Dow Chemical Company	Elk Grove Village	IL
Grand Bayou Site	The Dow Chemical Company	Belle Rose	LA
Grand Ridge Site	The Dow Chemical Company	Grand Ridge	IL
Greensboro Site	The Dow Chemical Company	Greensboro	NC
Greensburg Site	The Dow Chemical Company	Greensburg	LA
Hanging Rock Site	The Dow Chemical Company	Ironton	OH
Harbor Beach Site	The Dow Chemical Company	Harbor Beach	MI
Hayward Site	The Dow Chemical Company	Hayward	CA
Hillsdale Site	The Dow Chemical Company	Hillsdale	MI



**Occupational Injury & Illness and Process Safety Event
Statistics
AFPM Safety Awards Program
Guidance Document**

**Revision Date:
December 2018**

Homedale Site	The Dow Chemical Company	Homedale	ID
HOUSTON (GCPL) (EHS) Site	The Dow Chemical Company	Houston	TX
Houston Site	The Dow Chemical Company	Houston	TX
Joliet Site	The Dow Chemical Company	Channahan	IL
Jordan Site	The Dow Chemical Company	Jordan	MN
KANKAKEE Site	The Dow Chemical Company	KANKAKEE	IL
KAUAI Site	The Dow Chemical Company	Hanapepe	HI
KENDALLVILLE Site	The Dow Chemical Company	KENDALLVILLE	IN
KNOXVILLE Site	The Dow Chemical Company	KNOXVILLE	TN
La Porte Site	The Dow Chemical Company	La Porte	TX
Louisiana Operations	The Dow Chemical Company	Plaquemine	LA
Louisville Plant	The Dow Chemical Company	Louisville	KY
Marietta Site	The Dow Chemical Company	Marietta	GA
Marlborough Site	The Dow Chemical Company	Marlborough	MA
MARSHALLTOWN Site	The Dow Chemical Company	MARSHALLTOWN	IA
Menlo Park Site	The Dow Chemical Company	Menlo Park	CA
Midland Site	The Dow Chemical Company	Midland	MI
MILPITAS Site	The Dow Chemical Company	MILPITAS	CA
MINNEAPOLIS Site	The Dow Chemical Company	Minneapolis	MN
Mt. Hope Site	The Dow Chemical Company	Mt. Hope	WI
MT. MEIGS Site	The Dow Chemical Company	MT. MEIGS	AL
Newark Site	The Dow Chemical Company	Newark	DE
North Andover Site	The Dow Chemical Company	North Andover	MA
Olivia Site	The Dow Chemical Company	Olivia	MN
Othello Site	The Dow Chemical Company	Othello	WA
Pennsauken Site	The Dow Chemical Company	Pennsauken	NJ
Piscataway Site	The Dow Chemical Company	Piscataway	NJ
Pittsburg Site	The Dow Chemical Company	Pittsburg	CA
Pontiac Site	The Dow Chemical Company	Pontiac	IL
Ralls Site	The Dow Chemical Company	Ralls	TX
Rancho Cucamonga Site	The Dow Chemical Company	Rancho Cucamonga	CA
Riverside Site	The Dow Chemical Company	Pevely	MO
Roberta Site	The Dow Chemical Company	Roberta	GA
Story City Site	The Dow Chemical Company	Story City	IA
Weeks Island Site	The Dow Chemical Company	New Iberia	LA
West Alexandria Site	The Dow Chemical Company	West Alexandria	OH
West Bend Site	The Dow Chemical Company	West Bend	WI

American Fuel & Petrochemical Manufacturers



**Occupational Injury & Illness and Process Safety Event
Statistics
AFPM Safety Awards Program
Guidance Document**

**Revision Date:
December 2018**

Wilmington Site	The Dow Chemical Company	Wilmington	IL
York Site	The Dow Chemical Company	York	NE
Evanston Refinery	The International Group, Inc.	Evanston	WY
Woods Cross Refinery	The International Group, Inc.	Woods Cross	UT
Bayport HDPE Plant	Total Petrochemicals & Refining USA, Inc.	LaPorte	TX
Carville Styrenics Plant	Total Petrochemicals & Refining USA, Inc.	Carville	LA
La Porte Polypropylene Plant	Total Petrochemicals & Refining USA, Inc.	Deer Park	TX
Port Arthur Refinery	Total Petrochemicals & Refining USA, Inc.	Port Arthur	TX
Houston Operations	TPC Group	Houston	TX
Port Neches Operations	TPC Group	Port Neches	TX
U.S. Oil & Refining Company	U.S. Oil & Refining Company	Tacoma	WA
Benicia Refinery	Valero Energy Corporation	Benicia	CA
Corpus Christi Refinery	Valero Energy Corporation	Corpus Christi	TX
Houston Refinery	Valero Energy Corporation	Houston	TX
McKee Refinery	Valero Energy Corporation	Sunray	TX
Valero Meraux Refinery	Valero Energy Corporation	Chalmette	LA
Port Arthur Refinery	Valero Energy Corporation	Port Arthur	TX
St. Charles Refinery	Valero Energy Corporation	Norco	LA
Texas City Refinery	Valero Energy Corporation	Texas City	TX
Three Rivers Refinery	Valero Energy Corporation	Three Rivers	TX
Valero Ardmore Refinery	Valero Energy Corporation	Ardmore	OK
Valero Memphis Refinery	Valero Energy Corporation	Memphis	TN
Wilmington Asphalt Refinery	Valero Energy Corporation	Long Beach	CA
Wilmington Refinery	Valero Energy Corporation	Long Beach	CA
Aberdeen Plant	Westlake Chemical Corporation	Aberdeen	MS
Calvert City Plant PVC Plant	Westlake Chemical Corporation	Calvert City	KY
Lake Charles (North)	Westlake Chemical Corporation	Westlake	LA
Lake Charles (South)	Westlake Chemical Corporation	Westlake	LA
Longview Site	Westlake Chemical Corporation	Longview	WA
Longview Site	Westlake Chemical Corporation	Longview	TX
Natrium Site	Westlake Chemical Corporation	New Martinsville	WV
Plaquemine Division	Westlake Chemical Corporation	Plaquemine	LA
Westlake Geismar Plant	Westlake Chemical Corporation	Geismar	LA
Westlake Petrochemical Site	Westlake Chemical Corporation	Sulphur	LA
Westlake Polymers Site	Westlake Chemical Corporation	Sulphur	LA